

Linear Lighting



The  
**Ambio**<sup>TM</sup>  
Collection

LED Tape Lights & Aluminum Channels



**ELCO Lighting**

*The Best Choice in Lighting*



ELCO Lighting's Ambio™ collection is a full LED tape and rope light offering designed as a premium quality product that can easily be installed to discreetly light up any space. The Ambio™ collection is offered in wattages ranging from a subtle 1.5W to a powerful 8.8W per foot. The products are engineered as 24V DC to work on long and steady runs with even illumination from the beginning of the tape to the end. In addition to the 24V offering we have introduced our 120V flat and standard rope lights for line voltage installation. The Ambio™ tape collection is available in standard roll sizes and factory cut sizes with pre-installed 3M tape backing to work in a variety of applications as well as our full line of slim aluminum channels. This is a slim, simple and discreet light source to discreetly light up a space seamlessly.

# Contents

## Indoor LED Tape Lights

1.5W/ft. Indoor LED Tape Light	7
2.2W/ft. Indoor LED Tape Light	8
3W/ft. Indoor LED Tape Light	9
4.4W/ft. Indoor LED Tape Light	10
4.4W/ft. High Density Indoor LED Tape Light	11
5W/ft. Indoor LED Tape Light	12
6W/ft. Indoor LED Tape Light	13
8.8W/ft. Indoor LED Tape Light	14
Indoor LED Tape Light Accessories	15
RGB 4.4W Indoor LED Tape Light	17
RGB Tape Light Accessories	18
Nicolaudio DMX Controls	19
Super Flexible LED Tape Light	21

## Outdoor LED Tape Lights

4.4W/ft Outdoor LED Tape Light	23
4.4W/ft. High Density Outdoor LED Tape Light	24

## Aluminum Channels

Aluminum Channels for LED Tape Lights	26
LED Drivers	29

## 120V LED Rope Lights

Outdoor 120V LED Rope Lights	31
Flat 0.5W/ft. - 1W/ft. 120V LED Rope Lights	32
Flat 3W/ft. 120V LED Rope Lights	33
Outdoor Rope Light Accessories	34


The **Ambio™** Collection

# LED Tape Lights



Available in custom cuts, 16 ft. and 100 ft. rolls

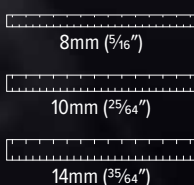
## SPECIFICATIONS



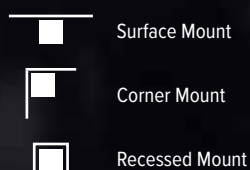
## FEATURES



## SIZES



## ALUMINUM CHANNELS




## WATTS/LUMENS



1.5W, 76 lm/ft. - 8.8W, 800 lm/ft.

## COLOR TEMPERATURE



2700K, 3000K, 4000K, 6500K, RGB

# Tape Light Comparison

Tape Lights											
Product	Voltage	CCT	Color Qlty.	Lm/Ft.	Watt/Ft.	Max Run	Length	LED/Ft.	Width	Cuttable	Comp. Profiles
Ambio™ 1.5W/ft. E15-24 Low-output Illumination	24V	2700K 3000K 4000K	93+ CRI, 1 Step Binning	124 lm	1.5W	26 ft.	Custom cut, 16 foot roll, 100 foot roll	18	8mm 5/16"	Every 4"	EUD31, EUD32, EUD33, EUD34, EUD35, EUD36, EUD37
Ambio™ 2.2W/ft. E22-24 Mild Illumination	24V	2700K 3000K 4000K	93+ CRI, 1 Step Binning	185 lm	2.2W	26 ft.	Custom cut, 16 foot roll, 100 foot roll	9	10mm 25/64"	Every 8"	EUD31, EUD32, EUD33, EUD34, EUD35, EUD36, EUD37
Ambio™ 3.0W/ft. E30-24 Mild Illumination	24V	2700K 3000K 4000K	93+ CRI, 1 Step Binning	250 lm	3W	26 ft.	Custom cut, 16 foot roll, 100 foot roll	36	8mm 5/16"	Every 2"	EUD31, EUD32, EUD33, EUD34, EUD35, EUD36, EUD37
Ambio™ 4.4W/ft. E44-24 Standard Illumination	24V	2700K 3000K 4000K	93+ CRI, 1 Step Binning	360 lm	4.4W	20 ft.	Custom cut, 16 foot roll, 100 foot roll	18	10mm 25/64"	Every 4"	EUD31, EUD32, EUD33, EUD34, EUD35, EUD36, EUD37
Ambio™ 4.4W/ft. RGB E44-24M RGB Illumination	24V	RGB	93+ CRI, 1 Step Binning	165 lm	4.4W	16 ft.	Custom cut, 16 foot roll, 100 foot roll	18	10mm 25/64"	Every 4"	EUD31, EUD32, EUD33, EUD34, EUD35, EUD36, EUD37
Ambio™ 4.4W/ft. High Density High Density E45-24 Mild Illumination	24V	2700K 3000K 4000K	93+ CRI, 1 Step Binning	450 lm	4.4W	20 ft.	Custom cut, 16 foot roll, 100 foot roll	36	10mm 25/64"	Every 2"	EUD31, EUD32, EUD33, EUD34, EUD35, EUD36, EUD37
Ambio™ 4.4W/ft. Wet EW44-24 Outdoor Illumination	24V	2700K 3000K 4000K	93+ CRI, 1 Step Binning	360 lm	4.4W	16 ft.	Custom cut, 16 foot roll	18	10mm 25/64"	Every 4"	EUD31, EUD32, EUD33, EUD34, EUD35, EUD36, EUD37
Ambio™ 4.4W/ft. High Density Wet EW45-24 Outdoor Illumination	24V	2700K 3000K 4000K	93+ CRI, 1 Step Binning	450 lm	4.4W	16 ft.	Custom cut, 16 foot roll	36	10mm 25/64"	Every 2"	EUD31, EUD32, EUD33, EUD34, EUD35, EUD36, EUD37
Ambio™ 5.0W/ft. Indoor E50-24 Bright Illumination	24V	2700K 3000K 4000K	93+ CRI, 1 Step Binning	485 lm	5.0W	13 ft.	Custom cut, 16 foot roll	81	10mm 25/64"	Every 1"	EUD31, EUD32, EUD33, EUD34, EUD35, EUD36, EUD37
Ambio™ 6.0W/ft. E60-24 High Output Illumination	24V	2700K 3000K 4000K	93+ CRI, 1 Step Binning	550 lm	6W	13 ft.	Custom cut, 16 foot roll, 100 foot roll	48	10mm 25/64"	Every 2"	EUD31, EUD32, EUD33, EUD34, EUD35, EUD36, EUD37
Ambio™ 8.8W/ft. E80-24 Super Illumination	24V	2700K 3000K 4000K	93+ CRI, 1 Step Binning	800 lm	8.8W	13 ft.	Custom cut, 16 foot roll, 100 foot roll	73	14mm 35/64"	Every 1"	EUD31, EUD32, EUD33, EUD34, EUD35, EUD36, EUD37
Ambio™ Flex EF26-24 Super Flexible Illumination	24V	2700K 3000K 4000K	93+ CRI, 1 Step Binning	200 lm	1.8W	26 ft.	Custom cut, 16 foot roll	18	8mm 5/16"	Every 4"	EUD31, EUD32, EUD33, EUD34, EUD35

Rope Lights							
Product	Voltage	CCT	Color Qlty.	Lm/Ft.	Watt/Ft.	Length	Cuttable
EDF12 Flat Rope Light	120V	Warm White	93+ CRI	76 lm	.5W	Custom cut or 90 foot roll	Every 30"
EDF11 Flat Rope Light	120V	Warm White	93+ CRI	100 lm	1W	Custom cut or 90 foot roll	Every 30"
EDF21 Flat Rope Light	120V	Warm White	93+ CRI	119 lm	3W	Custom cut or 30 foot roll	Every 30"
EDU2LED Outdoor Rope Light	120V	Cool white or Warm White	93+ CRI	76 lm	.96W	Custom cut or 150 foot roll	Every 30"

# Indoor LED Tape Lights

Our indoor LED tape lights are an easy way to add accent LED lighting to any residential or commercial application. They are energy efficient, using state of the art LED technology with a CRI of 90+ and are available in a variety of color temperatures and lumen outputs. Our LED tape lights can be custom cut to match your jobs needs and are available in reels of both 16 and 100 foot lengths to be cut at the job site.

- Custom cuts and standard roll sizes
- Premium quality LED Tape Light
- 2700K, 3000K, 4000K, RGB colors available
- 24V DC, 93+ CRI, 1 Step Binning
- Available in High-density options



DIMMABLE



90+ CRI



50,000 HOURS



# 1.5W/ft. Indoor LED Tape Light



- Dimmable with ELCO dimmable drivers
- 3M Tape backing for easy installation
- Available in custom cuts, 16 foot and 100 foot rolls
- Field cuttable every 4 inches
- Max run of 26 feet
- 18 LED's per foot
- Strip width of 8mm ( $\frac{5}{16}$ " )

<b>Input Power</b>	1.5W/ft.
<b>Lumens</b>	124 lm/ft.
<b>Color Temp.</b>	2700K - 4000K
<b>CRI</b>	93+
<b>Input Volt</b>	24V

	Custom Cut	16 ft. Reel	100 ft. Reel
<b>2700K</b>	E15-2427-CC	E15-2427-16	E15-2427-100
<b>3000K</b>	E15-2430-CC	E15-2430-16	E15-2430-100
<b>4000K</b>	E15-2440-CC	E15-2440-16	E15-2440-100

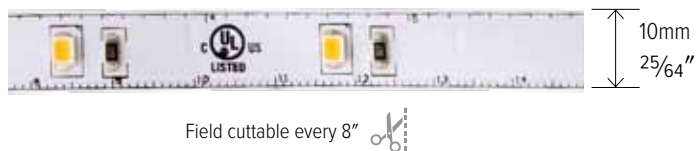


## Product Number Builder

1.5W Indoor		24V		Color Temperature		Length
E15	-	24	-		-	
				<b>27</b> 2700K		<b>CC</b> Custom Cuts
				<b>30</b> 3000K		<b>16</b> 16 ft. Reel
				<b>40</b> 4000K		<b>100</b> 100 ft. Reel



# 2.2W/ft. Indoor LED Tape Light



- Dimmable with ELCO dimmable drivers
- 3M Tape backing for easy installation
- Available in custom cuts, 16 foot and 100 foot rolls
- Field cuttable every 8 inches
- Max run of 26 feet
- 9 LED's per foot
- Strip width of 10mm ( $\frac{25}{64}$ "

<b>Input Power</b>	2.2W/ft.
<b>Lumens</b>	185 lm/ft.
<b>Color Temp.</b>	2700K - 4000K
<b>CRI</b>	93+
<b>Input Volt</b>	24V DC

	Custom Cut	16 ft. Reel	100 ft. Reel
<b>2700K</b>	E22-2427-CC	E22-2427-16	E22-2427-100
<b>3000K</b>	E22-2430-CC	E22-2430-16	E22-2430-100
<b>4000K</b>	E22-2440-CC	E22-2440-16	E22-2440-100




## Product Number Builder

2.2W Indoor	24V	Color Temperature	Length
E22	24		
		27 2700K	CC Custom Cuts
		30 3000K	16 16 ft. Reel
		40 4000K	100 100 ft. Reel



# 3W/ft. Indoor LED Tape Light



Field cuttable every 2" 

- Dimmable with ELCO dimmable drivers
- 3M Tape backing for easy installation
- Available in custom cuts, 16 foot and 100 foot rolls
- Field cuttable every 2 inches
- Max run of 26 feet
- 36 LED's per foot
- Strip width of 8mm ( $\frac{5}{16}$ " )

<b>Input Power</b>	3W/ft.
<b>Lumens</b>	250 lm/ft.
<b>Color Temp.</b>	2700K - 4000K
<b>CRI</b>	93+
<b>Input Volt</b>	24V DC

	Custom Cut	16 ft. Reel	100 ft. Reel
<b>2700K</b>	E30-2427-CC	E30-2427-16	E30-2427-100
<b>3000K</b>	E30-2430-CC	E30-2430-16	E30-2430-100
<b>4000K</b>	E30-2440-CC	E30-2440-16	E30-2440-100



## Product Number Builder

3W Indoor		24V		Color Temperature		Length
E30	-	24	-		-	
				<b>27</b> 2700K		<b>CC</b> Custom Cuts
				<b>30</b> 3000K		<b>16</b> 16 ft. Reel
				<b>40</b> 4000K		<b>100</b> 100 ft. Reel

# 4.4W/ft. Indoor LED Tape Light



- Dimmable with ELCO dimmable drivers
- 3M Tape backing for easy installation
- Available in custom cuts, 16 foot and 100 foot rolls
- Field cuttable every 4 inches
- Max run of 20 feet
- 18 LED's per foot
- Strip width of 10mm ( $\frac{25}{64}$ "

<b>Input Power</b>	4.4W/ft.
<b>Lumens</b>	360 lm/ft.
<b>Color Temp.</b>	2700K - 4000K
<b>CRI</b>	93+
<b>Input Volt</b>	24V DC

	Custom Cut	16 ft. Reel	100 ft. Reel
<b>2700K</b>	E44-2427-CC	E44-2427-16	E44-2427-100
<b>3000K</b>	E44-2430-CC	E44-2430-16	E44-2430-100
<b>4000K</b>	E44-2440-CC	E44-2440-16	E44-2440-100



## Product Number Builder

4.4W Indoor	24V	Color Temperature	Length
E44	24		
		27 2700K	CC Custom Cuts
		30 3000K	16 16 ft. Reel
		40 4000K	100 100 ft. Reel

# 4.4W/ft. High Density Indoor LED Tape Light



- Dimmable with ELCO dimmable drivers
- 3M Tape backing for easy installation
- Available in custom cuts, 16 foot and 100 foot rolls
- Field cuttable every 2 inches
- Max run of 20 feet
- 36 LED's per foot
- Strip width of 10mm ( $25/64$ " )

<b>Input Power</b>	4.4W/ft.
<b>Lumens</b>	450 lm/ft.
<b>Color Temp.</b>	2700K - 4000K
<b>CRI</b>	93+
<b>Input Volt</b>	24V DC



Field cuttable every 2"

	Custom Cut	16 ft. Reel	100 ft. Reel
<b>2700K</b>	E45-2427-CC	E45-2427-16	E45-2427-100
<b>3000K</b>	E45-2430-CC	E45-2430-16	E45-2430-100
<b>4000K</b>	E45-2440-CC	E45-2440-16	E45-2440-100



## Product Number Builder

4.4W High Density Indoor		24V		Color Temperature		Length
E45	-	24	-		-	
				27 2700K		CC Custom Cuts
				30 3000K		16 16 ft. Reel
				40 4000K		100 100 ft. Reel

# 5W/ft. Indoor LED Tape Light



- Dimmable with ELCO dimmable drivers
- 3M Tape backing for easy installation
- Available in custom cuts, 16 foot and 100 foot rolls
- Field cuttable every 1 inch
- Max run of 13 feet
- 81 LED's per foot
- Strip width of 10mm ( $25/64$ " )

<b>Input Power</b>	5W/ft.
<b>Lumens</b>	485 lm/ft.
<b>Color Temp.</b>	2700K - 4000K
<b>CRI</b>	93+
<b>Input Volt</b>	24V DC



Field cuttable every 1"

	Custom Cut	16 ft. Reel	100 ft. Reel
<b>2700K</b>	E50-2427-CC	E50-2427-16	E50-2427-100
<b>3000K</b>	E50-2430-CC	E50-2430-16	E50-2430-100
<b>4000K</b>	E50-2440-CC	E50-2440-16	E50-2440-100



## Product Number Builder

Indoor 5W	24V	Color Temperature	Length
E50	24		
		27 2700K	CC Custom Cuts
		30 3000K	16 16 ft. Reel
		40 4000K	100 100 ft. Reel

# 6W/ft. High Output Indoor LED Tape Light



- Dimmable with ELCO dimmable drivers
- 3M Tape backing for easy installation
- Available in custom cuts, 16 foot and 100 foot rolls
- Field cuttable every 2 inches
- Max run of 13 feet
- 48 LED's per foot
- Strip width of 10mm (<sup>25</sup>/<sub>64</sub>"

<b>Input Power</b>	6W/ft.
<b>Lumens</b>	550 lm/ft.
<b>Color Temp.</b>	2700K - 4000K
<b>CRI</b>	93+
<b>Input Volt</b>	24V DC

	Custom Cut	16 ft. Reel	100 ft. Reel
<b>2700K</b>	E60-2427-CC	E60-2427-16	E60-2427-100
<b>3000K</b>	E60-2430-CC	E60-2430-16	E60-2430-100
<b>4000K</b>	E60-2440-CC	E60-2440-16	E60-2440-100



## Product Number Builder

High Efficiency Indoor 6W	24V	Color Temperature	Length
E60	24		
		27 2700K	CC Custom Cuts
		30 3000K	16 16 ft. Reel
		40 4000K	100 100 ft. Reel


# 8.8W/ft. Extreme Output Indoor LED Tape Light



- Dimmable with ELCO dimmable drivers
- 3M Tape backing for easy installation
- Available in custom cuts, 16 foot and 100 foot rolls
- Field cuttable every 1 inch
- Max run of 13 feet
- 73 LED's per foot
- Strip width of 14mm ( $\frac{35}{64}$ "

<b>Input Power</b>	8.8W/ft.
<b>Lumens</b>	800 lm/ft.
<b>Color Temp.</b>	2700K - 4000K
<b>CRI</b>	93+
<b>Input Volt</b>	24V DC



Field cuttable every 1" 

	Custom Cut	16 ft. Reel	100 ft. Reel
<b>2700K</b>	E80-2427-CC	E80-2427-16	E80-2427-100
<b>3000K</b>	E80-2430-CC	E80-2430-16	E80-2430-100
<b>4000K</b>	E80-2440-CC	E80-2440-16	E80-2440-100



## Product Number Builder

Indoor 8.8W	24V	Color Temperature	Length
E80	24		
		27 2700K	CC Custom Cuts
		30 3000K	16 16 ft. Reel
		40 4000K	100 100 ft. Reel



# Indoor Tape Light Accessories



## Strip to strip connector

### EPSD21

- 2-Conductor end-to-end connector for single color tape lights
- For connecting two tape lights together
- For 10mm, tape only indoor



## Hardwire connector

### EPSD22

- 10" Wire leads for single color tape lights
- For connecting tape lights to LED driver
- For 10mm, tape only indoor



## Extension connector

### EPSD23

- 10" Wire leads for single color tape lights
- For connecting two tape lights at a distance of 10 inches
- For 10mm, tape only indoor



## Extension connector

### EPSD24

- 24" Wire leads for single color tape lights
- For connecting two tape lights at a distance of 24 inches
- For 10mm, tape only indoor



## DC Power adapter

### EPSD25

- 6" Wire leads for single color tape lights
- For connecting tape light to plug in power supplies
- For 10mm, tape only indoor

Drivers on page 28



# RGB LED Tape Lights

Our RGB LED tape lights are created to change the mood of a room. They can be controlled with our touch panel controls, WiFi controls or DMX controls depending on the application. The color combinations are endless. Our RGB LED tape light is available in custom cuts to match your projects exact needs or as a 16 foot reel to be cut on the job site.

- Controls easily allows for color changing and mixing
- DMX controls available
- Custom cuts and standard roll sizes
- Premium quality LED tape light
- For use indoors



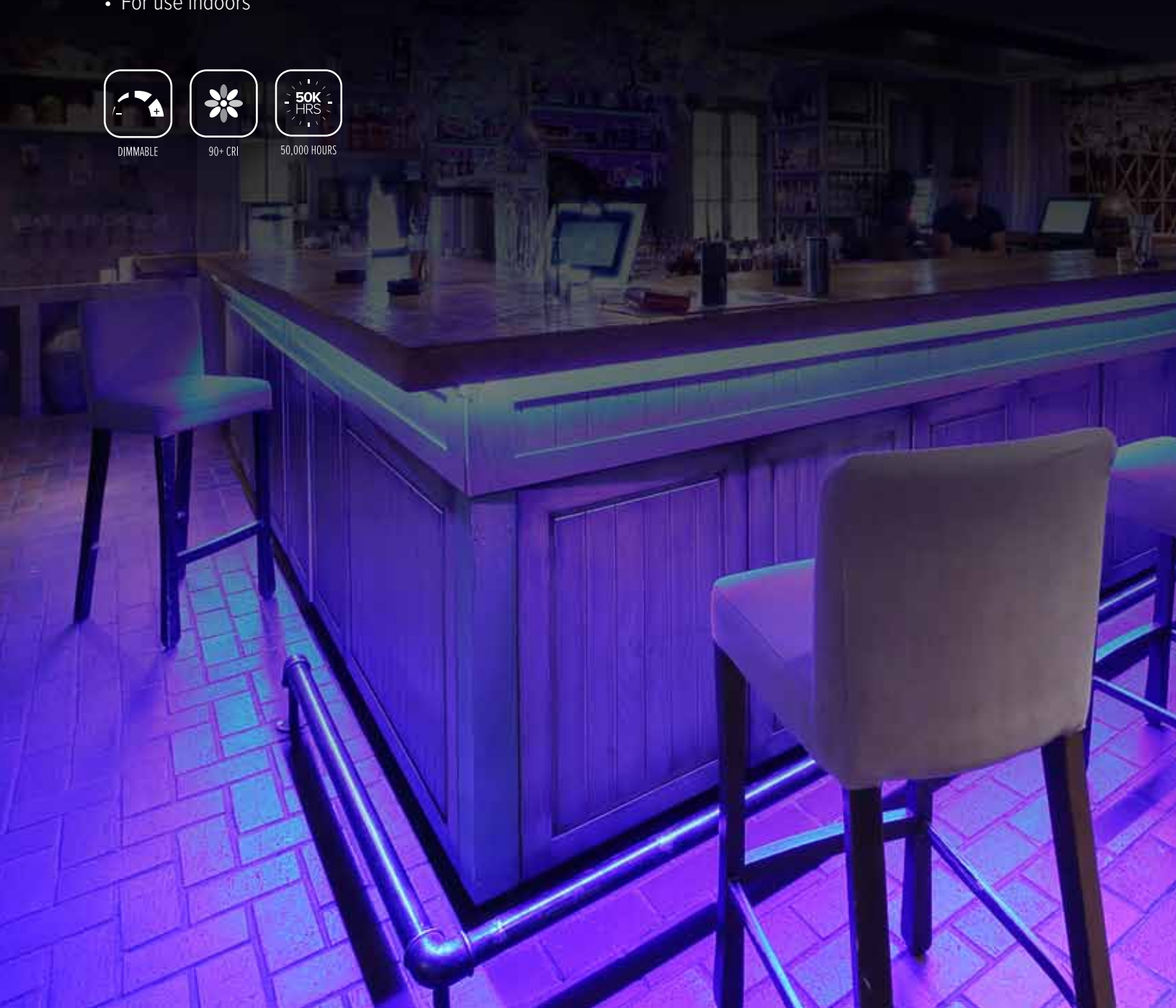
DIMMABLE



90+ CRI



50,000 HOURS



# RGB 4.4W/ft. Indoor LED Tape Light



Field cuttable every 4"

- Dimmable with ELCO dimmable drivers
- RGB for a full spectrum of colors
- 3M Tape backing for easy installation
- Available in custom cuts and 16 foot rolls
- Field cuttable every 4 inches
- Max run of 16 feet
- 18 LED's per foot
- Strip width of 10mm ( $\frac{25}{64}$ " )

<b>Input Power</b>	4.4W/ft.
<b>Lumens</b>	165 lm/ft.
<b>Color Temp.</b>	RGB
<b>CRI</b>	93+
<b>Input Volt</b>	24V DC

	Custom Cut	16 ft. Reel
<b>RGB</b>	E44-24M-CC	E44-24M-16



## Product Number Builder

<b>RGB Indoor</b>	<b>24V</b>	<b>RGB</b>	<b>Length</b>
E44	24	M	
			<b>CC</b> Custom Cuts <b>16</b> 16 ft. Reel

# RGB Tape Light Accessories



## Touch Wall Panel RGB Controller

### ECN12

- 24V DC Input
- Recessed wall panel maximum load of 288W
- For controlling multi-color (RGB) LED strip lighting
- PWM dimming technology provides smooth dimming and color mixing performance
- Dimensions: 86mm (3 3/8") x 86mm (3 3/8")



## Wireless signal receiver

### ECN14-1

- 24V DC Input
- Maximum load of 216W
- For use with ECN14-2 (RGB Remote Controller)
- For dimming and color mixing tape lighting



## RGB Remote Controller

### ECN14-2

- Infrared (IR) remote controller
- For wirelessly controlling LED tape light dimming and color mixing



## Hardwire connector

### EPS26

Fits RGB tape lights with 10" wire leads

### EPS29

Fits RGB tape lights with 24" wire leads

For connecting multi-color (RGB) tape lights to LED Driver



## Extension connector

### EPS27

Fits RGB tape lights. 10" wire leads.

### EPS28

Fits RGB tape lights. 24" wire leads.

For connecting two multi-color (RGB) tape lights at a distance

**Drivers on page 28**

# Nicolaudie DMX Controls

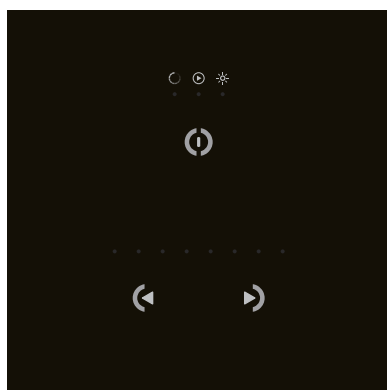


## Easy Stand Alone

### SLESA UE7

- Connect single/multiple SLESA-UE7 DMX controllers to a switch or router to program and control live scenes and effects.
- USB, Ethernet, and smartphone control
- Multi-zone programming

Dimensions: 3 1/8" x 3 5/8" x 1 3/4"



STICK-GU2



STICK-CU4

## Stick Family

The STICK family has been designed to offer the perfect lighting control solution for any environment. Thanks to their All-in-One technology each STICK package includes a high-tech keypad, standalone memory storage, and a powerful DMX512 lighting software package.

### STICK-GU2

- DMX512 Stand Alone Controller
- Compatible with any DMX fixture or DMX LED Driver
- 3 Touch sensitive buttons
- 128 DMX channels capable of controlling up to 42 RGB fixtures
- Programmable with USB cable and Easy Stand Alone software

Dimensions: 3 3/8" x 3 3/8" x 3/8"

### STICK-CU4

- DMX512 Stand Alone Controller
- Compatible with any DMX fixture or DMX LED Driver
- 12 Touch sensitive buttons
- 512 DMX channels capable of controlling up to 170 RGB fixtures
- Programmable with USB cable and Easy Stand Alone software

Dimensions: 4 1/8" x 5 3/4" x 3/8"



# Super Flex LED Tape Lights

Our indoor Super Flexible LED tape lights allow for the tightest of turns while still emitting seamless output of light. They can be maneuvered around tight corners and turns to fit any indoor application. They are energy efficient, using state of the art LED technology with a CRI of 90+ and are available in a variety of color temperatures. Our Super Flexible LED tape lights can be custom cut to match your jobs needs and are available in 16 foot reels to be cut at the job site.

- Custom cuts and standard roll sizes
- Premium quality LED tape light
- 3000K and 6500K Colors available
- 24V DC, 93+ CRI, 1 Step binning



DIMMABLE




90+ CRI



50,000 HOURS



# Super Flexible LED Tape Light



- Dimmable with ELCO dimmable drivers
- Ideal for tight spaces and sharp corners
- 3M Tape backing for easy installation
- Available in custom cuts and 16 foot rolls
- Field cuttable every 4 inches
- Max run of 26 feet
- 18 LED's per foot
- Strip width of 8mm ( $\frac{5}{16}$ " )

<b>Input Power</b>	1.8W/ft.
<b>Lumens</b>	200 lm/ft.
<b>Color Temp.</b>	3000K - 6500K
<b>CRI</b>	93+
<b>Input Volt</b>	24V DC

	Custom Cut	16 ft. Reel
<b>3000K</b>	EF26-24WW-CC	EF26-24WW-16
<b>6500K</b>	EF26-24CW-CC	EF26-24CW-16



## Product Number Builder

<b>Super Flexible 1.8W</b>		<b>24V</b>		<b>Color Temperature</b>		<b>Length</b>
EF26	-	24	-		-	
				<b>WW</b> 3000K		<b>CC</b> Custom Cuts
				<b>CW</b> 6500K		<b>16</b> 16 ft. Reel

# Damp LED Tape Lights

Our damp LED tape lights make it easy to add accent LED lighting to outdoor and indoor environments for any residential or commercial applications. They are designed to withstand the harsh environments for outdoor use, including U.V. fading. The product is energy efficient, using state of the art LED technology with a CRI of 90+ and are available in a variety of color temperatures and lumen outputs. Our LED tape lights can be custom cut to match your jobs needs and are available in 16 foot reels to be cut at the job site.

- Custom cuts and standard roll sizes
- Premium quality LED tape light
- For use indoors or outdoors
- 2700K, 3000K, 4000K, Colors available
- 24V DC, 93+ CRI, 1 Step binning
- Available in high density options



DIMMABLE



90+ CRI



50,000 HOURS

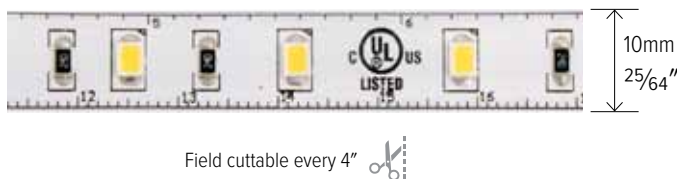


DAMP LOCATION





# 4.4W/ft. LED Tape Light



- Dimmable with ELCO dimmable drivers
- Damp Location rated for outdoor/indoor use
- 3M Adhesive backing for easy installation
- Available in custom cuts and 16 foot rolls
- Field cuttable every 4 inches
- Max run of 20 feet
- 18 LED's per foot
- Strip width of 10mm ( $\frac{25}{64}$ "

<b>Input Power</b>	4.4W/ft.
<b>Lumens</b>	360 lm/ft.
<b>Color Temp.</b>	2700K - 4000K
<b>CRI</b>	93+
<b>Input Volt</b>	24V DC

	Custom Cut	16 ft. Reel
<b>2700K</b>	EW44-2427-CC	EW44-2427-16
<b>3000K</b>	EW44-2430-CC	EW44-2430-16
<b>4000K</b>	EW44-2440-CC	EW44-2440-16



## Product Number Builder

4.4W		24V		Color Temperature		Length
EW44	-	24	-		-	
				27 2700K		CC Custom Cuts
				30 3000K		16 16 ft. Reel
				40 4000K		

# 4.4W/ft. High Density LED Tape Light



Field cuttable every 2"

- U.V. resistant to prevent fading
- Dimmable with ELCO dimmable drivers
- Damp Location rated for outdoor/indoor use
- 3M Tape backing for easy installation
- Available in custom cuts and 16 foot rolls
- Field cuttable every 2 inches
- Max run of 20 feet
- 36 LED's per foot
- Strip width of 10mm ( $25/64$ " )

<b>Input Power</b>	4.4W/ft.
<b>Lumens</b>	450 lm/ft.
<b>Color Temp.</b>	2700K - 4000K
<b>CRI</b>	93+
<b>Input Volt</b>	24V DC

	Custom Cut	16 ft. Reel
<b>2700K</b>	EW45-2427-CC	EW45-2427-16
<b>3000K</b>	EW45-2430-CC	EW45-2430-16
<b>4000K</b>	EW45-2440-CC	EW45-2440-16



## Product Number Builder

4.4W High Density		24V		Color Temperature		Length
EW45	-	24	-			
				27 2700K		CC Custom Cuts
				30 3000K		16 16 ft. Reel
				40 4000K		






# Aluminum Channels

Our Aluminum channels are designed to help mount and disguise the LED tape light. The frosted lens covers dotting caused by the diodes and reduces glare coming from the product. Our channels give the installer the ability to mount tape in different positions and orientations for the best light distribution.

- Includes lens, end cap and mounting accessories
- Recessed and Surface mount options
- Sleek for under cabinet and linear lighting
- Custom cuts and standard lengths
- Frosted lens eliminates LED Dotting
- For use indoors



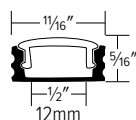
# Aluminum Channels for LED Tape Lights



## Shallow Mount LED Aluminum Channel

**EUD31-8** (8' Channel)  
**EUD31-CC** (Custom Cut Channel)

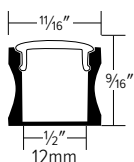
- Polycarbonate diffuser
- Silver aluminum finish
- Fits tape lights up to 12mm ( $\frac{1}{2}$ " wide)
- 2 end caps, 4 mounting clips



## Deep Mount LED Aluminum Channel

**EUD32-8** (8' Channel)  
**EUD32-CC** (Custom Cut Channel)

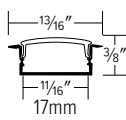
- Polycarbonate diffuser
- Silver aluminum finish
- Fits tape lights up to 12mm ( $\frac{1}{2}$ " wide)
- 2 end caps, 4 mounting clips



## Recessed Mount LED Aluminum Channel

**EUD33-8** (8' Channel)  
**EUD33-CC** (Custom Cut Channel)

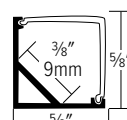
- Polycarbonate diffuser
- Silver aluminum finish
- Fits tape lights up to 17mm ( $\frac{11}{16}$ " wide)
- 2 end caps, 4 mounting clips



## Square Corner Mount LED Aluminum Channel

**EUD34-8** (8' Channel)  
**EUD34-CC** (Custom Cut Channel)

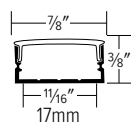
- Polycarbonate diffuser
- Silver aluminum finish
- Fits tape lights up to 9mm ( $\frac{3}{8}$ " max)
- 2 end caps, 4 mounting clips



## Surface Mount LED Aluminum Channel

**EUD35-8** (8' Channel)  
**EUD35-CC** (Custom Cut Channel)

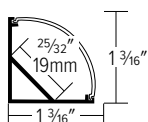
- Polycarbonate diffuser
- Silver aluminum finish
- Fits tape lights up to 17mm ( $\frac{11}{16}$ " wide)
- 2 end caps, 4 mounting clips



## Round Corner Mount LED Aluminum Channel

**EUD36-8** (8' Channel)  
**EUD36-CC** (Custom Cut Channel)

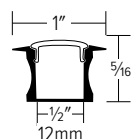
- Polycarbonate diffuser
- Silver aluminum finish
- Fits tape lights up to 19mm ( $25/32$ " wide)
- 2 end caps, 4 mounting clips




## Shallow Recessed Mount LED Aluminum Channel

**EUD37-8** (8' Channel)  
**EUD37-CC** (Custom Cut Channel)

- Polycarbonate diffuser
- Silver aluminum finish
- Fits tape lights up to 12mm ( $\frac{1}{2}$ " wide)
- 2 end caps, 4 mounting clips



# Aluminum Channel Accessories




## End Caps (Set of 2)

- A) **EUDEN31** (For EUD31)
- B) **EUDEN32** (For EUD32)
- C) **EUDEN33** (For EUD33)
- D) **EUDEN34** (For EUD34)
- E) **EUDEN35** (For EUD35)
- F) **EUDEN36** (For EUD36)
- G) **EUDEN37** (For EUD37)



## Lens (8' Feet)

- A) **EUDL31** (For EUD31, 32, 37)
- B) **EUDL33** (For EUD33)
- C) **EUDL34** (For EUD34)
- D) **EUDL35** (For EUD35)
- E) **EUDL36** (For EUD36)



## Mounting Clips (Set of 2)

- A) **EUDMT31** (For EUD31)
- B) **EUDMT32** (For EUD32)
- C) **EUDMT33** (For EUD33)
- D) **EUDMT34** (For EUD34)
- E) **EUDMT35** (For EUD35)
- F) **EUDMT36** (For EUD36)
- G) **EUDMT37** (For EUD37)



# LED Drivers



## Electronic Low Voltage Dimmable Driver

**DRVE24V60W** 60W

- ELV Dimmable
- No minimum load
- 120V Input



## Magnetic Low Voltage Dimmable Driver (Small)

**DRVM24V20W** 20W

**DRVM24V40W** 40W

- Indoor and outdoor use
- Class 2
- ETL listed
- MLV Dimmable
- 24V DC Output, 120V Input
- 3 1/16" W x 1 3/8" H x 6" L



## Magnetic Low Voltage Dimmable Driver (Medium)

**DRVM24V60W** 60W

- Indoor and outdoor use
- Class 2
- ETL listed
- MLV Dimmable
- 24 VDC Output, 120V Input
- 3 1/16" W x 2 7/8" H x 8 5/8" L



## Magnetic Low Voltage Dimmable Driver (Large)

**DRVM24V100W** 100W

**DRVM24V150W** 150W

**DRVM24V200W** 200W

**DRVM24V300W** 300W

- Outdoor and wall mount use only
- ETL listed
- MLV Dimmable
- 24 VDC Output, 120V Input
- 4 1/8" W x 3 3/8" H x 9 1/4" L



## Constant Voltage LED Driver

**DRV60W** 60W

**DRV100W** 100W

- 24 VDC Output, 120V-277V Input



## 0-10V Dimmable Driver

**DRV30W-10** 30W

**DRV60W-10** 60W

**DRV96W-10** 96W

- Class 2 power supply
- 0-10V Dimmable
- 24 VDC Output, 120V-277V Input



# LED Drivers



## Lutron™ Hi-Lume 1% LED Driver

**DRVLT40W** (40W) Triac

**DRVL340W** (40W) Lutron Ecosystem

- Lutron Hi-Lume 1% LED Driver
- Continuous flicker free dimming from 100% to 1%
- Fits Lutron home control and dimmer product line
- Inrush current limiting circuitry
- 120V - 277V



DIMMABLE

## Lutron™ Hi-Lume Premiere 0.1% Dimming LED Driver

**DRVL396W** (96W) Lutron Ecosystem

- Lutron Hi-Lume premiere 0.1% LED Driver
- Soft on and fade to black operation
- Continuous flicker free dimming from 100% to 1%
- Fits Lutron home control and dimmer product line
- Inrush current limiting circuitry
- 120V - 277V



## Dimmer with Built-in Driver

**DIMTP2** (60W)

**DIMTP3** (100W)

- Combinational dimmer and driver in one
- No minimum load
- Compatible with standard electrical switch boxes
- Single pole preset dimmer with on/off button
- 24VDC Output, 120V Input



DIMMABLE

## WiFi and Remote Control



Requires 24V Driver

## Radio Frequency Receiver

**EUDR1**

- Fits single color/white tuning controls
- Multiple receivers respond to one wall control
- Built-in learning key
- Connectivity to each internal circuits



Requires 24V Driver

## Radio Frequency Converter

**EUDR2**

- Converts radio frequency to WiFi control signal
- Compatible with EUDR1



Requires 24V Driver

## Radio Frequency and WiFi Receiver

**EUDRW1**

- Fits single color/white tuning controls
- Multiple receivers respond to one wall control
- Built-in learning key
- Connectivity to each internal circuits



## Radio Frequency Remote Control

**EUDRC**

- Radio frequency remote control
- Compatible with EUDR1 and EUDR2



# 120V LED Rope Light

Our 120V LED Rope Light is easily plugged directly into the wall as a line voltage product and can be used both indoors and outdoors. This eliminates the need for a driver or power supply allowing for plug and play installation making this a great product for long roll runs (up to 150 feet) in architectural and landscape applications.

- Custom cuts and standard roll sizes
- Premium quality LED rope light
- For use indoors or outdoors
- Cool white, warm white and RGB colors available
- Available in high density options



INTEGRATED LED



WET LOCATION



90+ CRI



50,000 HOURS



# Outdoor 120V LED Rope Light



Field cuttable in 30 inch (2.5 ft.) increments 

- Power cord, connector, end caps included w/150 reel
- In-line driver provides 120V input with power cord
- Available in custom cuts and 150ft rolls
- UL Listed for use indoor and outdoor
- Field cuttable in 30 inch (2.5 ft.) increments
- Max run of 150 feet
- Strip width of 11.6mm ( $\frac{9}{64}$ " )

<b>Input Power</b>	0.96W/ft.
<b>Lumens</b>	76 lm/ft.
<b>Color Temp.</b>	Cool White, Warm White, Color options
<b>CRI</b>	93+
<b>Input Volt</b>	120V
<b>Wet Location</b>	UL Listed

	Custom Cut	150 ft. Reel
<b>Warm White</b>	EDU2LEDWW-CC	EDU2LEDWW-15
<b>Cool White</b>	EDU2LEDCW-CC	EDU2LEDCW-15
<b>Red</b>	EDU2LEDLRD-CC	EDU2LEDLRD-15
<b>Blue</b>	EDU2LEDBL-CC	EDU2LEDBL-15
<b>Green</b>	EDU2LEDGR-CC	EDU2LEDGR-15




## Product Number Builder

<b>Outdoor Rope Light</b>	<b>Color Temperature</b>	<b>Length</b>
EDU2LED	<div> <div>WW</div> <div>CW</div> <div>RD</div> <div>BL</div> <div>GR</div> </div> <div> <div>Warm White</div> <div>Cool White</div> <div>Red</div> <div>Blue</div> <div>Green</div> </div>	<div> <div>CC</div> <div>15</div> </div> <div> <div>Custom Cuts</div> <div>150 ft. Reel</div> </div>

# Flat 0.5W/ft. - 1W/ft. 120V LED Rope Light



Field cuttable to 1.5 ft. for 11, 3 ft. for 12 

- Power cord and mounting clips included with 90ft. roll
- In-line driver provides 120V input
- Available in custom cuts, and 90 ft rolls
- UL Listed for use indoor and outdoor
- Field cuttable to 1.5 ft. for EDF11, 3 ft. for EDF12
- Max run of 90 ft. for EDF11, 180 ft. for EDF12
- Strip width of 11.6mm (29/64")

Input Power	0.5W/ft., 1W/ft.
Lumens	76 lm/ft. - 100 lm/ft.
Color Temp.	Warm White
CRI	93+
Input Volt	120V DC
Wet Location	UL Listed

	Custom Cut	90 ft. Reel
.5W/ft.	EDF12WW-CC	EDF12WW-90
1W/ft.	EDF11WW-CC	EDF11WW-90



## Product Number Builder

Flat 120V Rope Light	Wattage	Color Temperature	Length
EDF			
	11 1W	WW Warm White	CC Custom Cuts
	12 0.5W		90 90 ft. Reel

# Flat 3W/ft. 120V LED Rope Light



Field cuttable in 1.5 foot increments



- Power cord, power connector and end caps included with 30ft. roll
- In-line driver provides 120V input
- Available in custom cuts, and 30 ft rolls
- UL Listed for use indoor and outdoor
- Field cuttable in 1.5 foot increments
- Max run of 30 feet
- Strip width of 12mm (1/2")

<b>Input Power</b>	3W/ft.
<b>Lumens</b>	119 lm/ft.
<b>Color Temp.</b>	Warm White
<b>CRI</b>	93+
<b>Input Volt</b>	120V DC
<b>Wet Location</b>	UL Listed

	Custom Cut	30 ft. Reel
<b>3W/ft.</b>	EDF21WW-CC	EDF21WW-30



## Product Number Builder

Flat 120V Rope Light	Wattage	Color Temperature	Length
EDF	21 3W	WW Warm White	CC Custom Cuts 30 30 ft. Reel

# Outdoor Rope Light Accessories (EDU2LED)



## Mini Controller

**ECN6**

- Power cord
- Rope light connector
- 8 functions
- 95 ft. MAX.
- UL listed



## Power Cord

**EPCLED**

Fits EDU2LED  
(with in-line driver)



## Power Connector

**EPNLED**

For connecting cut rope  
light to power cord  
(EPCLED)



## Splice Connector

**EPS2**

For connecting two pieces  
of field cut rope light



## Tee Connector

**EPT2**



## Mounting Clips

**EPMT**



## End Cap

**EPEN**

For closing field cut  
rope light



## 6 Ft. Channel

**EPCH**



## Invisible Splice

**EPIN**


For connecting field cut  
rope lights. Must be sealed.

# LED Flat Rope Light Accessories (EDF11, EDF12, EDF21)



## 6 Ft. Power Cord and Driver

**EFPC61** (for EDF11, 12)  
**EFPC62** (for EDF21)



## Splice Connector

**EFPS21** (for EDF11, 12)  
**EFPS22** (for EDF21)

For connecting two pieces  
of field cut flat rope light



## End Cap

**EFPEN1** (for EDF11, 12)  
**EFPEN2** (for EDF21)

For closing field cut flat  
rope light



## Glue Tube

**EFPGL**

To be glued to rope light.  
For securing end caps,  
power cord and splice  
connectors to rope light.



## Mounting Clip

**EPD-4** (for EDF11, 12)  
**EPD-7** (for EDF21)



## Open Mounting Clip

**EPD-8** (for EDF11, 12)







**Corporate Headquarters**

2042 E. Vernon Ave.  
Vernon, CA 90058  
323.231.2600  
elcolighting.com

**Customer Service**

Tel: 800.522.2626  
Fax: 800.644.2626  
customerservice@elcolighting.com  
sales@elcolighting.com

Printed in the U.S.A. 02/18

© ELCO Lighting. The marks appearing in this catalog are registered trademarks of ELCO Lighting. Other marks used herein are recognized trademarks of their respective companies. Products shown in this brochure may be covered by U.S. and international patents. Specifications subject to change without notice.