

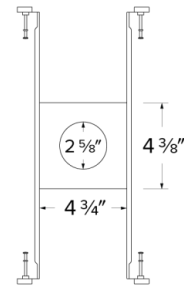
New Construction Frames for Teak™ Recessed



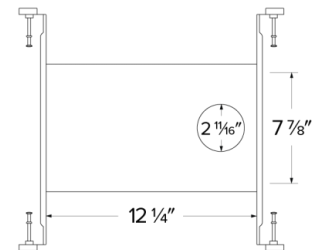
Features

- E2LF1 New Construction Frame for Teak series inserts.
- E2LF2 Large New Construction Frame for Teak series inserts.
- Requires Teak Power Pack.

E2LF1



E2LF2



Product Numbers

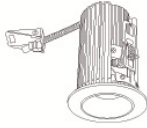
Item	Description
E2LF1	For Teak Recessed Downlight
E2LF2	For Teak Recessed Downlight

Compatible Products

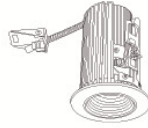


For use with 2" Teak™ IC Rated Housings & Frames

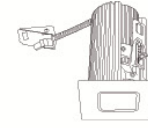
2" Teak™ LED Light Engines



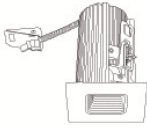
E2L10 Series
Round Reflector
Finishes:
(W, BZ, B, C, H, BB)



E2L14 Series
Round Baffle
Finishes:
(W, BZ, B, BB)



E2L13 Series
Square Reflector
Finishes:
(W, BZ, B, C, H, BB)



E2L15 Series
Square Baffle
Finishes:
(W, BZ, B, BB)



E2L18 Series
Round Adjustable
Finishes:
(W, BZ, BB)



E2L19 Series
Square Adjustable
Finishes:
(W, BZ, BB)



E2L97 Series
Pull Down
Finishes:
(W, BZ, BB)

PRODUCT NUMBER BUILDER

Teak™ Light Engine	Style	Beam Angle	Color Temperature	Finish
E2L				
10	Round Reflector	F 38° (Standard)	27 2700K	W All White
14	Round Baffle	NF 28°	30 3000K	BZ All Bronze
13	Square Reflector	WF 60°	35 3500K	B Black w/ White Ring
15	Square Baffle		40 4000K	C Chrome w/White Ring
18	Round Adjustable			H Haze w/White Ring
19	Square Adjustable			BB All Black
97	Pull Down			