


Mini LED Step Light with Open Faceplate

ELCO's Ibis Collection consists of diecast wet location mini LED Step Lights which are offered in 2W or 3W, 3000K or 4000K, 120V or 12V AC/DC in round or rectangle with an Angled Louver, Open Frame Lens or Scoop Faceplate in a sharp White, Black, Nickel or Copper powder coated finish.

Horizontal or Vertical



Features

- Single Piece Diecast aluminum faceplate.
- Powder Coated Faceplate.
- Vertical or Horizontal Mounting.
- Integrated LED board and driver.
- Diffused lens behind faceplate.
- Wet Location listed for indoor or outdoor use.
- Mounts in a standard single gang box.
- Life span of 50,000 hours L70.
- Input Volt: 12V OR 120V. (12V units work with 12V AC or 12V DC supply)
- Rated: IP67.

Specifications

Wattage	2W
Voltage	120V
Color Temp.	3000K
Lamp Type	LED
CRI	90+
Wet Location	Listed

Options



Technical Details

Optics: Frosted lens diffuses light and illuminates walkway.

Construction: Diecast Faceplate with smooth powder coat finish. LED board and driver integrated in housing. Security screws for mounting faceplate to box included.

Installation: Easily installs into a standard single gang switch box.

Electrical:

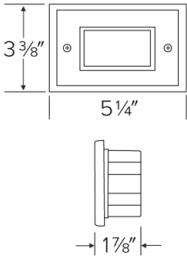
- Ambient operating temperature -23°F (-5°C) to 113°F (45°C).
- 120V ELST95: Driver input of 120V 50/60Hz connects directly to line voltage power.
- 12V ELST91: Input of 12V requires an external transformer. (12V units work with 12V AC or 12V DC supply)

LED Technology:

- 90+ CRI for extremely accurate color rendering.
- Lumen Maintenance of 50,000 hours L70 Life.
- LED Array.

Listings: cETLus listed for Wet Location.

Dimensions



Product Number

Item	Lamp type	CCT	Watts	Voltage	Finish
ELST9530BZ	LED	3000K	2W	120V	All Bronze

Product Number Builder

Example: ELST9130B

ELCO Mini LED Step Lights

ELST9

Voltage

112V

5120V

Color Temp.

303000K

404000K

Finish

WAll White

BAll Black

NBrushed Nickel

CP Copper

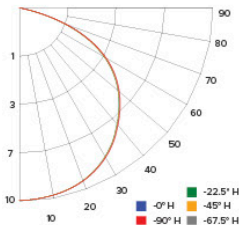
BZAll Bronze

Photometric Report

Mini LED Step Light with Open Faceplate

PHOTOMETRIC REPORT

Product #: ELST9540
Wattage / Lumens: 2.2W / 24.7 lm
Luminaire LPW: 11.2 lm/W



CANDLE POWER SUMMARY

Degree Vertical	0°
0	10
5	10
15	9
25	9
35	8
45	6
55	4
65	2
75	1
85	0
90	0

ILLUMINANCE AT A DISTANCE

Distance to Target Plane	Center Beam Footcandles	Beam Diameter
4'	0.62	10.4'
6'	0.28	15.6'
8'	0.15	20.8'
10'	0.10	26.0'

ZONAL LUMEN SUMMARY

Zone	Lumens	%Luminaire
0-30°	7.6	30.7
0-40°	12.3	49.7
0-60°	20.9	84.7
0-90°	24.7	100