

Mini LED Step Light with Angled Louver

ELCO's Ibis Collection consists of diecast wet location mini LED Step Lights which are offered in 2W or 3W, 3000K or 4000K, 120V or 12V AC/DC in round or rectangle with an Angled Louver, Open Frame Lens or Scoop Faceplate in a sharp White, Black or Copper powder coated finish.



Features

- Single Piece Diecast aluminum faceplate.
- Powder Coated Faceplate.
- Horizontal Mounting.
- Integrated LED board and driver.
- Diffused lens behind faceplate.
- Wet Location listed for indoor or outdoor use.
- Mounts in a standard single gang box.
- Life span of 50,000 hours L70.
- Input Volt: 12V or 120V. (12V units work with 12V AC or 12V DC supply)
- Rated: IP67.

Specifications

Wattage	2W
Voltage	12V
Color Temp.	3000K
Lamp Type	LED
CRI	90+
Wet Location	Listed

Options



White



Black



Copper



Bronze

Technical Details

Optics: Louver face directs light downward to illuminate walkway with frosted lens to diffuse light.

Construction: Diecast Faceplate with smooth powder coat finish. LED board and driver integrated in housing. Security screws for mounting faceplate to box included.

Installation: Easily installs into a standard single gang switch box.

Electrical:

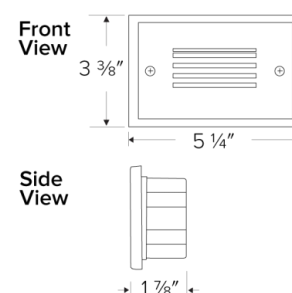
- Ambient operating temperature -23°F (-5°C) to 113°F (45°C).
- 120V ELST97: Driver input of 120V 50/60Hz connects directly to line voltage power.
- 12V ELST93: Input of 12V requires an external transformer. (12V units work with 12V AC or 12V DC supply)

LED Technology:

- 90+ CRI for extremely accurate color rendering.
- Lumen Maintenance of 50,000 hours L70 Life.
- LED Array.

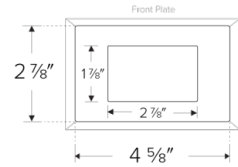
Listings: cETLus listed for Wet Location.

Front/Side View



Back View

Back View



Product Number

Item	Lamp type	CCT	Watts	Voltage	Finish
ELST9330BZ	LED	3000K	2W	12V	All Bronze

Product Number Builder

Example: **ELST9330B**

ELCO Mini LED Step Lights

Voltage

Color Temp.

Finish

ELST9

3 12V
7 120V

30 3000K
40 4000K

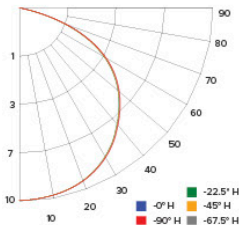
W All White
B All Black
CP Copper
BZ All Bronze

Photometric Report

Mini LED Step Light with Angled Louver

PHOTOMETRIC REPORT

Product #: ELST9730
Wattage / Lumens: 2.2W / 24.7 lm
Luminaire LPW: 11.2 lm/W



CANDLE POWER SUMMARY

Degree Vertical	0°
0	10
5	10
15	9
25	9
35	8
45	6
55	4
65	2
75	1
85	0
90	0

ILLUMINANCE AT A DISTANCE

Distance to Target Plane	Center Beam Footcandles	Beam Diameter
4'	0.62	10.4'
6'	0.28	15.6'
8'	0.15	20.8'
10'	0.10	26.0'

ZONAL LUMEN SUMMARY

Zone	Lumens	%Luminaire
0-30°	7.6	30.7
0-40°	12.3	49.7
0-60°	20.9	84.7
0-90°	24.7	100