

Canless Koto™ LED Module

Designed to be installed without a recessed housing. Works with New Construction Frames or Remodel Power Packs and Koto™ Twist-On Trims.



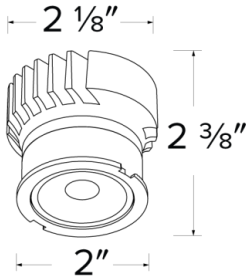
Features

- IC Rated for direct contact with insulation
- Canless Module works with Koto™ frames and power packs
- Driver specified for 120V (Triac/ELV) or 120/277V (0-10V/Triac/ELV) dimming
- Works in 2", 3", 4" and 6" Canless Koto™ twist-on trims
- Push-&-Twist connector on module for easy installation
- Standard 38° Lens installed, 25° and 60° lens included with each module - Optional Lens: 18° (EP731C)
- Optional: Hex Louver (L45 & L57), Linear Lens (L46), Spread Lens (L47), Frosted Lens (L49), Color Shifter (L51), Optic Lens (L52 & L53), Snoots (L50)
- Excellent color rendering 95+ CRI
- Offered in 2700K, 3000K, 3500K, 4000K & Sunset Dimming (Dims from 3000K to 1800K)
- Title 24 JA8-2022 Compliant
- Life span of 50,000 hours L70
- Covered by U.S. PATENTS and Patents Pending

Specifications

Wattage	10.5 MAXW
Lumens	Up to 950 lm
Color Temp.	3500K
Lamp Type	LED
Beam Angle	38°
CRI	95
Wet Location	cUL Listed w/Wet Location Trim
Damp Location	cUL Listed

Dimensions



Technical Details

Optics: PC lens diffuses light evenly throughout while reducing glare with LED COB technology.

Construction: Diecast aluminum body with heat fins allow for efficient cooling.

Installation: Twist-On design for toolless trim installation, for use with Canless Koto™ trims only. Can be use with New Construction Frames or Remodel IC Power Packs.

LED Technology: Extremely accurate Color Rendering Index (CRI) of 95+. Lumen Maintaince of 50,000 hours L70 Life based on LM80 standardized test results. Superior Thermal Management by utilizing integrated heat sink. Instant On to Full Brightness. No LED pixilation.

Sunset: Sunset color temperature is our dim-to-warm LED technology that allows the color temperature to become warmer as the product is dimmed. Our SUNSET items start at 3000K and go as low as 1800K when dimmed. For Sunset dim technology be sure to order an item with "Sunset" in the Color Temperature (CCT) attribute.

Listings: cUL Listed for Damp Locations and Wet Location with Wet location trims. RoHS Compliant. Title 24 JA8-2022 E-Compliant.

Warranty: ELCO Products are built to last with a 5-year Limited Warranty.

Product Number

Item	Lamp type	Lumens	CCT	Watts	Beam Angle
EKCL2135D	LED	Up to 950 lm	3500K	10.5 MAX	38°

Product Number Builder

Example: EKCL2127D

Canless Koto™ LED Module	Lumens (Watts)	Color Temp.	Beam Angle
<div>EKCL</div>	<div></div>	<div></div>	<div></div>
	21 Up to 950 lm (10.5W MAX)	27D 2700K	38° ²
		30D 3000K	-S 18°
		35D 3500K	-N 25°
		40D 4000K	-W 60°
		SDD Sunset ¹	

¹ Sunset, Dim to Warm technology, automatically transitions from 3000K to 1800K when dimmed

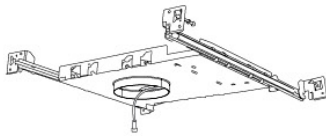
² 38° lens installed. Includes 25° and 60° lens with module.

Compatible Products



For use with Canless Koto™ LED Module

2" Canless Koto™ LED Frames & Power Packs



2" Canless Koto™
IC Frame
New Construction



Canless Koto™
IC Power Pack
Remodel

CAT NO.	SPECIFICATIONS	CAT NO.	SPECIFICATIONS
E2KCL10IC	120V, Triac/ELV	EKCL10RIC	120V, Triac/ELV
E2KCL10IC-EM1	90 min. Emergency Battery Backup	EKCL10RIC-EM1	90 min. Emergency Battery Backup
E2KCL10ICDX	120/277V - 0-10V/Triac/ELV	EKCL10RICDX	120/277V - 0-10V/Triac/ELV
E2KCL10ICDX-EM1	90 min. Emergency Battery Backup	EKCL10RICDX-EM1	90 min. Emergency Battery Backup

2" Pex™ Twist-On Trims



Round Deep Reflector

EKCL2818
Finishes:
(W, B, H, BB, BZ)



Round Adjustable Pinhole

EKCL2827
Finishes:
(W, B, BB, BZ)



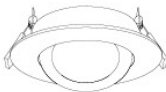
Round Adjustable Reflector

EKCL2829
Finishes:
(W, B, H, BB, BZ)



Round Curved Reflector

EKCL2872
Finishes:
(W, B)



Round Gimbal

EKCL2888
Finishes:
(W, B, BB)



Square Adjustable Pinhole

EKCL2527
Finishes:
(W, B, BB)



Square Adjustable Reflector

EKCL2529
Finishes:
(W, B, BB)



Square Reflector

EKCL2541
Finishes:
(W, B, BB)



Square Gimbal

EKCL2588
Finishes:
(W, BZ)

2" Pex™ Trimless



Adjustable Trimless Reflector

ELK215
Finishes:
(W, B)



Round Trimless Spackle Frame

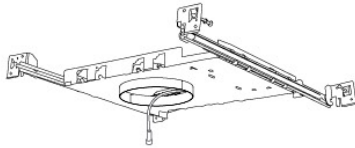
EL2SFR
Ordered Separately

Compatible Products

For use with Canless Koto™ LED Module



3" Canless LED Koto™ Frames & Power Packs



3" Canless Koto™
IC Frame
New Construction



Canless Koto™
IC Power Pack
Remodel

CAT NO.	SPECIFICATIONS	CAT NO.	SPECIFICATIONS
E3KCL10IC	120V, Triac/ELV	EKCL10RIC	120V, Triac/ELV
E3KCL10IC-EM1	90 min. Emergency Battery Backup	EKCL10RIC-EM1	90 min. Emergency Battery Backup
E3KCL10ICDX	120/277V - 0-10V/Triac/ELV	EKCL10RICDX	120/277V - 0-10V/Triac/ELV
E3KCL10ICDX-EM1	90 min. Emergency Battery Backup	EKCL10RICDX-EM1	90 min. Emergency Battery Backup

3" Round Pex™ Trims



Round Deep Reflector

EKCL3618
Finishes:
(W, BB, BZ, B, C, H)



Round Adjustable Reflector

EKCL3629
Finishes:
(W, BB, BZ, B, C, H)



Round Adjustable Pinhole

EKCL3627
Finishes:
(W, B, H, BB, BZ)



**Round Adjustable
Slot Aperture**
EKCL3620
Finishes:
(W)



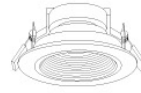
**Round Adjustable
Reflector Wall Wash**

EKCL3622
Finishes:
(W)



Round Curved Reflector

EKCL3672
Finishes:
(W, B)



Round Adjustable Baffle

EKCL3693
Finishes:
(W)



Round Directional Gimbal

EKCL3679
Finishes:
(W, BB, B, H)

Compatible Products



For use with Canless Koto™ LED Module

3" Square Pex™ Trims



Square Deep Reflector

EKCL3318

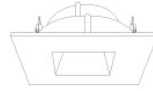
Finishes:
(W, BB, BZ, B, C, H)



Square Adjustable Gimbal

EKCL3329

Finishes:
(W, BB, BZ, B, C, H)



Square Reflector

EKCL3341

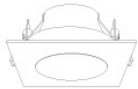
Finishes:
(W, B, BB, BZ)



Square Adjustable Pinhole

EKCL3327

Finishes:
(W, B, BB, BZ, N, H)



**Square Adjustable
Reflector Wall Wash**

EKCL3322

Finishes:
(W)

3" Pex™ Trimless



Knife Edge Wood Ceiling Trim

EL3WCR

Finishes:
(W, B)



Trimless Smooth Reflector Trim

ELK315

Finishes:
(W, H, B)



Round Trimless Spackle Frame

EL3SFR

Ordered Separately

3" Flush Mount Trim Adaptors



Round Flush Mount

EL3FMR

For use with

*EKCL3618, EKCL3629, EKCL3627,
EKCL3693, EKCL3620, EKCL3622
Series Only.*



Square Flush Mount

EL3FMS

For use with

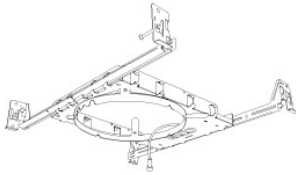
*EKCL3318, EKCL3329, EKCL3322,
EKCL3327, EKCL3341, EKCL3393
Series Only.*

Compatible Products



For use with Canless Koto™ LED Module

4" Canless Koto™ LED Frames & Power Packs



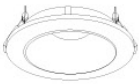
4" Canless Koto™
IC Frame
New Construction



Canless Koto™
IC Power Pack
Remodel

CAT NO.	SPECIFICATIONS	CAT NO.	SPECIFICATIONS
E4KCL10IC	120V, Triac/ELV	EKCL10RIC	120V, Triac/ELV
E4KCL10IC-EM1	90 min. Emergency Battery Backup	EKCL10RIC-EM1	90 min. Emergency Battery Backup
E4KCL0ICDX	120/277V - 0-10V/Triac/ELV	EKCL10RICDX	120/277V - 0-10V/Triac/ELV
E4KCL10ICDX-EM1	90 min. Emergency Battery Backup	EKCL10RICDX-EM1	90 min. Emergency Battery Backup

4" Pex™ Round Twist-On Trims



Round Shallow Reflector

EKCL4116
Finishes:
(W, H)



Round Deep Reflector

EKCL4118
Finishes:
(W, BB, BZ, B, C, H)



Round Adjustable Reflector

EKCL4129
Finishes:
(W, BB, BZ, B, C, H)



**Round Adjustable Reflector
with Clear Glass Lens**

EKCL4111
Finishes:
(W, BB, BZ, B, C, H)



**Round Adjustable Reflector
with Frosted Lens**

EKCL4112
Finishes:
(W, BB, BZ, B, C, H)



**Round Adjustable
Pinhole**
EKCL4127

Finishes:
(W, BB, BZ, B, C, H)



**Round Adjustable
Wall Wash**
EKCL4122

Finishes:
(W)



Slot Aperture

EKCL4130
Finishes:
(W)

4" Round Pex™ Twist-On Trims



Round Curved Reflector

EKCL4172
Finishes:
(W, H)



Round Directional Gimbal

EKCL4179
Finishes:
(W, BB, B, H)



**Diecast Round
Adjustable Spot**

EKCL4188
Finishes:
(W, B, BZ)



**Diecast Round
Adjustable Baffle**

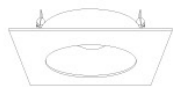
EKCL4193
Finishes:
(W, BB, B)

Compatible Products

For use with Canless Koto™ LED Module



4" Square Pex™ Twist-On Trims



Square Shallow Reflector

EKCL4216

Finishes:
(W, H)



Square Deep Reflector

EKCL4218

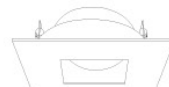
Finishes:
(W, BB, BZ, B, C, H)



Square Adjustable Gimbal

EKCL4229

Finishes:
(W, BB, BZ, B, C, H)



Square Adjustable Pinhole

EKCL4227

Finishes:
(W, BB, BZ, B, H)



**Square Adjustable
Wall Wash**

EKCL4222

Finishes:
(W)

4" Round Pex™ Trimless



**Round Trimless Adjustable
Smooth Reflector Trim**

ELK430

Finishes:
(W, B, BZ, H)



**Round Trimless Adjustable
Smooth Reflector Trim**

ELK408

Finishes:
(W, B, BZ, H)

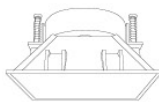
4" Square Pex™ Trimless



**Square Adjustable Trimless
Smooth Reflector Trim**

ELK459

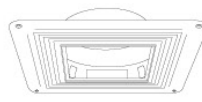
Finishes:
(W, B, H)



**Square Adjustable Trimless
Smooth Reflector Trim**

ELK445

Finishes:
(W, B, H)



**Square Trimless Smooth
Reflector Trim**

EL4SFS

Finishes:
(W, B, H)

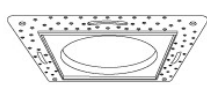
4" Flush Mount Trim Adaptors



Round Flush Mount

EL4FMR

For use with
ELK41 & Unique™ Trims



Square Flush Mount

EL4FMS

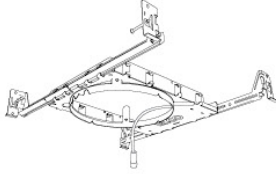
For use with
ELK42 Trims

Compatible Products



For use with **Canless Koto™ LED Module**

6" Canless Koto™ LED Frames & Power Packs



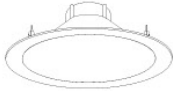
6" Canless Koto™
IC Frame
New Construction



Canless Koto™
IC Power Pack
Remodel

CAT NO.	SPECIFICATIONS	CAT NO.	SPECIFICATIONS
E6KCL10IC	120V, Triac/ELV	EKCL10RIC	120V, Triac/ELV
E6KCL10IC-EM1	90 min. Emergency Battery Backup	EKCL10RIC-EM1	90 min. Emergency Battery Backup
E6KCL10ICDX	120/277V - 0-10V/Triac/ELV	EKCL10RICDX	120/277V - 0-10V/Triac/ELV
E6KCL10ICDX-EM1	90 min. Emergency Battery Backup	EKCL10RICDX-EM1	90 min. Emergency Battery Backup

6" Pex™ Round Twist-On Trims



Round Reflector Trim

EKCL6418
Finishes:
(W, BB, BZ, H)



**Round Adjustable
Reflector**

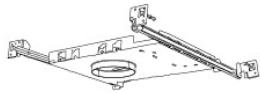
EKCL6429
Finishes:
(W, BB, BZ, H)

Compatible Products

For use with Canless Koto™ LED Module

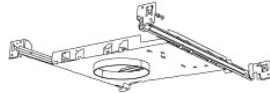


Accessories



2" Canless Koto™
Plaster Frame for Power Pack
New Construction

CAT NO.	SPECIFICATIONS
E2LKF1	Requires Remodel IC Power Pack (sold separately)



3" Canless Koto™
Plaster Frame for Power Pack
New Construction

CAT NO.	SPECIFICATIONS
E3LKF1	Requires Remodel IC Power Pack (sold separately)



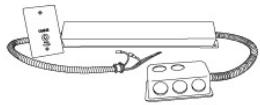
4" Canless Koto™
Plaster Frame for Power Pack
New Construction

CAT NO.	SPECIFICATIONS
E4LF1	Requires Remodel IC Power Pack (sold separately)



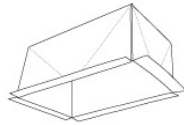
6" Canless Koto™
Plaster Frame for Power Pack
New Construction

CAT NO.	SPECIFICATIONS
E6LF1	Requires Remodel IC Power Pack (sold separately)



Emergency Battery Backup

CAT NO.	SPECIFICATIONS
KEM-ERT	6W, 120/277V



**Flexible MICA Fire Enclosure
for Recessed Fixtures**

CAT NO.	SPECIFICATIONS
FIREENCL	Fits both 16" and 24" on-center ceiling constructions
FIREENCL-S	Fits in 2x8 construction



Recessed Fixture Fire Cover

CAT NO.	SPECIFICATIONS
FIRECVR	9 ¾ Height



Mica Adhesive Fire Tape

CAT NO.	SPECIFICATIONS
FIRETAPE	0.75" x 16'