

# Birch™ Retrofit



## Features

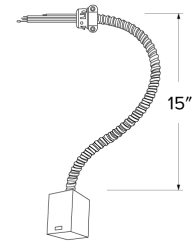
- To convert an existing fixture to a Birch™ fixture
- Compatible with all sizes Birch™ trims and modules
- Encased Quick Connector for easy module installation

## Technical Details

**Installation:** Designed to add Birch™ System downlighting to an existing commercial application with a junction box on site.

**Warranty:** ELCO Products are built to last. 5-year Limited warranty.

## Dimensions



## Product Numbers

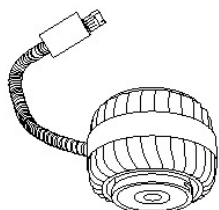
Item	Description
ELBRT	Retrofit

# Compatible Products

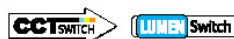
For use with **Birch™ Remodel & Retrofits**



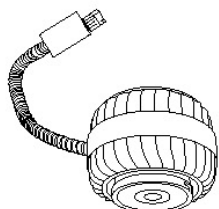
## Birch™ LED Modules



**Birch™ Pro** LED Module with 5-CCT Switch (750 lm - 1500 lm)



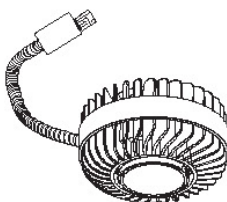
CAT NO.	COLOR TEMPERATURE	SPECIFICATIONS
ELB15RCT5ICA	5-CCT Switch 2700K, 3000K, 3500K, 4000K, 5000K	<ul style="list-style-type: none"><li>• IC Rated, for use in IC and Non-IC applications</li><li>• 750 lm - 1500 lm (10W - 20W)</li><li>• Beam Angle adjustment from 25°-45°</li><li>• 120/277V input with 0-10V dimming</li></ul>



**Birch™ High Lumen** LED Module (1250 lm - 3000 lm)



CAT NO.	COLOR TEMPERATURE	SPECIFICATIONS
ELB30R30	3000K	<ul style="list-style-type: none"><li>• Non-IC, for use in Non-IC applications</li><li>• 1250 lm - 3000 lm (13W - 30W)</li><li>• Beam Angle adjustment from 22°-50°</li><li>• 120/277V input with 0-10V dimming</li></ul>
ELB30R35	3500K	
ELB30R40	4000K	



**Birch™ High Lumen** LED Module (3200 lm - 5000 lm)



CAT NO.	COLOR TEMPERATURE	SPECIFICATIONS
ELB50R30	3000K	<ul style="list-style-type: none"><li>• Non-IC, for use in Non-IC applications</li><li>• 3200 lm - 5000 lm (32W - 55W)</li><li>• Beam Angle adjustment from 22°-50°</li><li>• 120/277V input with 0-10V dimming</li><li>• Works with 6" &amp; 8" Trims (ELB610 &amp; ELB810 only)</li></ul>
ELB50R35	3500K	
ELB50R40	4000K	

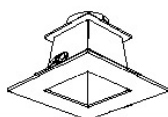
## 4", 6", & 8" Birch™ Twist-On Trims



**4" Round Reflector**

CAT NO.	SPECIFICATIONS
ELB410W	All White
ELB410BB	All Black
ELB410H	All Haze (Semi-Specular)
ELB410HW	Haze/White Trim

• Not compatible with ELB50R Module Series



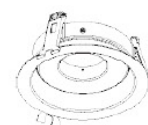
**4" Square Reflector Trim**

CAT NO.	SPECIFICATIONS
ELB440W	All White
ELB440BB	All Black
ELB440H	All Haze (Semi-Specular)
ELB440HW	Haze/White Trim



**6" Round Reflector**

CAT NO.	SPECIFICATIONS
ELB610W	All White
ELB610BB	All Black
ELB610H	All Haze (Semi-Specular)
ELB610HW	Haze/White Trim



**6" Round Adjustable Reflector**

CAT NO.	SPECIFICATIONS
ELB629W	All White
ELB629B	All Black
ELB629H	All Haze (Semi-Specular)

• Not compatible with ELB50R Module Series



**8" Round Reflector**

CAT NO.	SPECIFICATIONS
ELB810W	All White
ELB810H	All Haze (Semi-Specular)