

8" New Construction Plaster

Frame with Driver



Features

- Optional 90 minutes, 120/277 VAC, 60Hz Emergency Backup.
- USA designed and assembled.
- LED Light Engine sold separately (see Compatible Products).
- 2 at the end of the item number denotes Generation 2. Please note Gen 2 and Gen 1 are not cross compatible.

Specifications

| | |
|---------------|-----------------|
| Lumens | 850 lm |
| Voltage | 120/277V |
| Dimmable | Triac/ELV/0-10V |
| Power Factor | ≥0.9 |
| Damp Location | Listed |

Options



Optional EM
Battery Back-up

Technical Details

Construction:

Constructed from 16 gauge galvanized steel for commercial building applications.

Installation:

High strength hanger bars can easily be nailed to joists. Suitable for T-grid and drop ceiling applications. See installation sheet for detailed information.

Junction Box: Positioned to accommodate straight conduit runs. Seven 1/2" trade size conduit knockouts and four pry-out knockout slots for easy romex installation.

Hanger Bars: Pre Installed hanger bars with True Nail easy installation in regular lumber, engineered lumber, and Laminated Beams. Integral T-bar slots for easy installation in T-Bars. Spans up 24" and can be repositioned 90°. Score lines allow for tool-free hanger bar size reduction. Integral leveling flange allows for single-person installation while easily aligning the housings with the joists.

Electrical:

- Driver is rated for 120V and 277V input (120/277V).
- High Efficiency driver with a power factor > 0.9.
- Can be specified with Lutron drivers for specific applications.

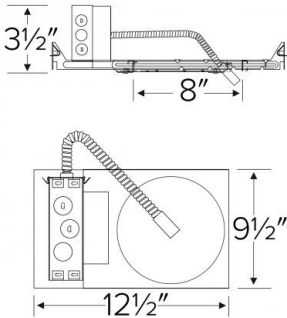
Dimmability:

- 3 in 1 dimming: Triac, ELV and 0-10V dimming in one driver.
- 0-10V dimming down to 5% with a compatible dimmer.
- Flicker-Free Dimming.
- Can be specified with Lutron drivers for 0.1% and 1% dimming.
- For a full list of dimmers refer to the Dimmer Compatibility List.

Listings: cULus Listed for Damp Location. cULus Listed for Wet Location with select trims. cULus Listed for Direct Contact with Insulation and Combustible Material for units up to 2000 lm. cULus Listed for Feed Through.

Warranty: ELCO Products are built to last. 5-year Limited warranty.

Dimensions



Product Number

| Item | Lumens | Voltage | Dimming |
|-----------|--------|----------|-----------------|
| E8LFU08D2 | 850 lm | 120/277V | Triac/ELV/0-10V |

Product Number Builder

Example: E8LFU08D2

| | | | | | |
|------------------------------|-----------------------|--|--|------------------------------|---|
| ELCO Laurel 8" Plaster Frame | Voltage | Lumens | Dimming | Generation | Optional |
| E8LF | <div>U 120/277V</div> | <div>08 850 lm 12 1250 lm 16 1600 lm 20 2000 lm 30 3000 lm 40 4000 lm 60 6000 lm</div> | <div>D Triac/ELV/0-10V S Sunset L Lutron</div> | <div>2 Gen 2 Gen 1</div> | <div>No EM EM1 8W Emer. Backup EM2 12W Emer. Backup</div> |

Compatible Products

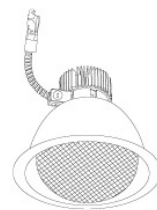
For use with 8" Laurel™ Frames



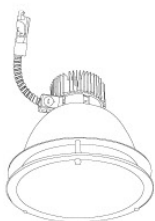
8" Laurel™ Commercial LED Light Engines



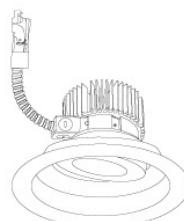
Reflector Trim
E810L



Wall Wash Trim
E811L



Drop Glass Trim
E812L



Adjustable Trim
E818L

PRODUCT NUMBER BUILDER

| Laurel™ Trim | Lumen | Color Temperature | Finish | Generation |
|-------------------------|----------------------|--------------------------|-----------------------------|----------------------|
| <input type="text"/> | <input type="text"/> | <input type="text"/> | <input type="text"/> | <input type="text"/> |
| E810L Reflector | 08 850 lm | 27 2700K | W All White | (blank) Gen 1 |
| E811L Wall Wash | 12 1250 lm | 30 3000K | B All Black | 2 Gen 2 |
| E812L Drop Glass | 16 1600 lm | 35 3500K | C All Chrome | |
| E818L Adjustable | 20 2000lm | 40 4000K | H All Haze | |
| | 30 3000lm | SD Sunset Dimming | HW Haze w/White Ring | |
| | 40 4000lm | | | |
| | 60 6000lm | | | |



ELCO Lighting

Dimmer Compatibility Chart

120/277V - 0-10V/Triac/ELV Dimmers

For 8" Laurel™ System Architectural Frames

E8LHU08D2, E8LHU12D2, E8LHU16D2, E8LHU20D2, E8LHU30D2, E8LHU40D2, E8LHU60D2, E8LFU08D2, E8LFU12D2, E8LFU16D2, E8LFU20D2, E8LFU30D2, E8LFU40D2, E8LFU60D2, E8LRU08D2, E8LRU12D2, E8LRU16D2, E8LRU20D2, E8LRU30D2, E8LRU40D2, E8LRU60D2, E8LTU08D2, E8LTU12D2, E8LTU16D2, E8LTU20D2, E8LTU30D2, E8LTU40D2, E8LTU60D2

For Reference Only

Testing conducted by ELCO Lighting is not a substitute for and does not imply certification by an independent laboratory or any other standards certification. Refer to manufacturer specifications for more detailed information on product certifications and standards. Consult the dimmer manufacturer prior to installation to ensure compatibility.

| Manufacturer | Product | Part Number | Dimmed Light Output Range |
|---|--|-----------------|---------------------------|
| Triac/ELV Type Dimmers - 120V Only | | | |
| Lutron | 120V AC 60Hz, 600W LED/CFL/Incandescent/Halogen, Single Pole, 3-Way | S-603PG | 5% - 76% |
| | 120V AC 60Hz, 600W LED/CFL/Incandescent/Halogen, Single Pole, 3-Way, | DVCL-153P | 5% - 97% |
| | 120V 60Hz, 150W LED/CFL or 600W Incandescent/Halogen, Single Pole, 3-Way | TGCL-153P | 5% - 97% |
| | 120V AC 60Hz, 300W Electronic Low Voltage, 3-Way, Commercial/Residential Application | DVELV303P | 5% - 97% |
| | 120V, 600W Incandescent/Halogen, Single Pole, Residential Indoor Application | TG-600P | 5% - 100% |
| | 120V, 1000W Incandescent or 600W Magnetic Low Voltage, Single Pole, 3-Way | CT103P | 5% - 96% |
| | 120V AC 60Hz, 600W Electronic Low Voltage, Single Pole/Multi-Location, | MAELV600 | 5% - 99% |
| | 120V AC 60Hz, 500W Electronic Low Voltage, Single Pole/Multi-Location, | FAELV500 | 5% - 99% |
| | 120V, 150W LED/CFL or 600W Incandescent/Halogen, Single Pole, 3-Way | LGCL-153PLH | 5% - 100% |
| | 120V AC 60Hz, 150W LED/CFL or 600W Incandescent/Halogen, Single Pole, 3-Way, | SCL-153P | 5% - 98% |
| | 120V AC 60Hz, 150W LED/CFL or 600W Incandescent/Halogen, Single Pole, 3-Way, | MACL-153M | 5% - 90% |
| Leviton | 120V AC 60Hz, 300W Electronic Low Voltage, 400 Volt Amp, Single Pole, 3-Way, | IPE04 | 5% - 100% |
| | 120V AC 60Hz, 300W CFL or 600W Incandescent, 400 Volt Amp, Single Pole, 3-Way, | 6673-10W | 5% - 94% |
| | 120V AC, 600W Incandescent with LED Locator, Single Pole, 3-Way | VP106 | 5% - 99% |
| | 120V AC 60Hz, 500W Incandescent with LED Level Indicator, Single Pole, 3-Way | 6161 | 5% - 100% |
| | 120/277V AC 60Hz, 1200/1600W LED/CFL, Single Pole, 3-Way, Commercial Application | SF10P | 5% - 94% |
| | 120V AC 50/60Hz, 150W LED/CFL or 600W Incandescent/MLV/Halogen, Single Pole, 3-Way | RRD-6CL-WH | 5% - 100% |
| | 120V AC, 300W LED/CFL or 600W Incandescent/MLV/Halogen, Single Pole, 3-Way, | TAL06P1-C1 | 5% - 100% |
| Cooper | 120V AC 60Hz, 300W LED/CFL or 600W Incandescent/Halogen, Single Pole, 3-Way | SLC03P / DAL06P | 5% - 99% |
| | 120V AC 60Hz, 300W LED/CFL or 600W Incandescent/Halogen, Single Pole, 3-Way, | D1C03P | 5% - 100% |
| | 120V AC 60Hz, 600W Incandescent/Halogen, Single Pole, 3-Way, | RI061-VW-K2 | 5% - 100% |
| | 120V AC 60Hz, 300W LED/CFL/ Incandescent/Halogen, Single Pole, 3-Way | AAL06A-C2 | 5% - 97% |
| | 120V AC 60Hz, 150W LED/CFL or 600W Incandescent/Halogen, Single Pole, 3-Way, | 6674 | 5% - 100% |
| Lightolier | 120V, 260W Incandescent/Halogen, Single Pole, 3-Way, | ZP260QEW | 5% - 98% |
| 0-10V Type Dimmers - 120/277V | | | |
| Lutron | 120/277V AC, 0-10V LED/CFL Ballast, Single Pole, 3-Way | Nova NFTV | 1% - 100% |
| Leviton | 120/277V AC 50/60Hz, 0-10V LED/CFL Ballast, Single Pole, 3-Way, Indoor Application | Diva DVTV | 1% - 100% |
| | 120/277V AC 60Hz, 0-10V LED/CFL Ballast, Single Pole, 3-Way | IP710-DL | 1% - 100% |

***NOTE:** Refer to dimmer manufacturer's documentation for installation instructions and circuit details

Disclaimer: Minimum and maximum loads for LEDs and CFLs are given in number of lamps and may vary depending on the lamp being used. Testing conducted by ELCO Lighting is not a substitute for and does not imply certification by an independent laboratory or any other standards certification. Refer to manufacturer specifications for more detailed information on product certifications and standards.

Integrating our lighting with your Smart Home System is a breeze. Simply check your Smart Home system for compatible smart switches and cross reference that with our Dimming Compatibility Chart. Once the switches are integrated with your Smart Home system your lights will be ready to go.



2042 E. Vernon Ave. Vernon CA 90058 Tel 323.231.2600 Fax 323.231.3200 elcolighting.com