

8" Drop Glass LED Light Engine Trims (850-6000 lm)



Features

- Dimmable Triac/ELV or 0-10V.
- USA Designed and Assembled.
- Frame sold separately (see Compatible Housings).
- 2 at the end of the item number denotes Generation 2.
Please note Gen 2 and Gen 1 are not cross compatible.

Specifications

Wattage	21.6W
Lumens	2000 lm
Color Temp.	3000K
Lamp Type	LED
Beam Angle	60°
CRI	93+
Wet Location	Listed

Options



Black



Chrome



All Haze(semi-specular)



Haze w/White Trim



White

Technical Details

Optics: Frosted polycarbonate lens diffuses light evenly throughout while reducing glare with LED technology.

Reflector Construction: Reflector is one piece, deep, self-flanged construction spun from .05" thick High Grade Aluminum. Reflector allows for minimal glare and a strong glare cut-off. Drop glass helps to virtually eliminate glare.

Installation: Must be installed on a Laurel System frame with compatible lumen rating. Frames are available for New Construction, Remodel and as a Retrofit Kit.

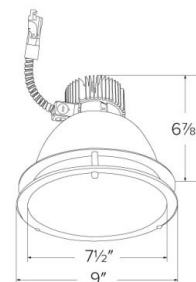
LED Technology:

- Extremely accurate Color Rendering Index of 93+ CRI.
- Efficacy of >90 lumens per watt.
- Lumen Maintenance of 50,000 hours L70 Life based on LM80 standardized test results.
- Superior Thermal Management by utilizing ELCO Red heat sink.
- Instant On to Full Brightness technology.
- No LED pixilation.

Sunset: Sunset color temperature is our dim-to-warm LED technology that allows the color temperature to become warmer as the product is dimmed. Our SUNSET items start at 3000K and go as low as 1800K when dimmed. For Sunset dim technology be sure to order an item with "Sunset" in the Color Temperature (CCT) attribute.

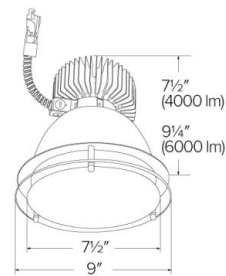
Listings: cULus Listed for Wet Location. RoHS Compliant.

850 lm - 3000 lm Series



Warranty: ELCO Products are built to last. 5-year Limited warranty.

4000 lm - 6000 lm Series



Product Number Builder
 Example: **E812L0827B2**

ELCO 8" Drop Glass	Laurel	Lumens	Color Temp.	Finish	Generation	Beam Angle
E812	L					
		08 850 lm	27 2700K ¹	H All Haze (Semi-Specular)	2 Gen 2	60°
		12 1250 lm	30 3000K	W All White	1 Gen 1	-F 38° ¹
		16 1600 lm	35 3500K	B All Black		-N 24° ¹
		20 2000 lm	40 4000K	C All Chrome		-S 15° ¹
		30 3000 lm	50 5000K ²	HW Haze with White Trim		
		40 4000 lm	SD Sunset ^{1, 3}			
		60 6000 lm				

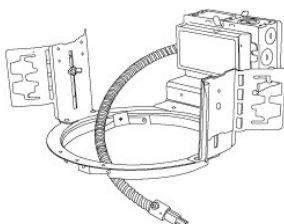
¹ Available for lumen packages up to 3000 lm only
² Available for lumen packages 16, 20, 30, 40 and 60 only
³ Sunset, Dim to Warm technology, automatically transitions from 3000K to 1800K when dimmed

Compatible Products

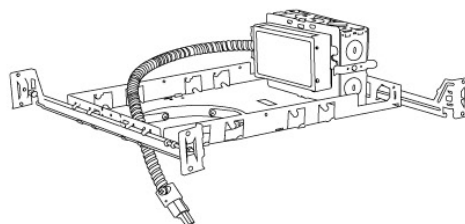
For use with 8" Laurel™ Light Engines



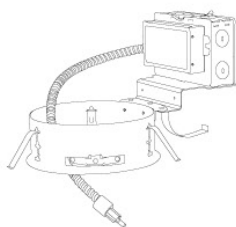
8" Laurel™ Commercial LED Frames



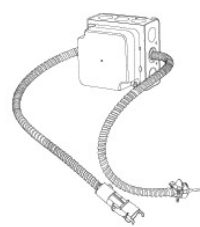
8" Architectural Frame
E8LH



8" Plaster Frame
E8LF



8" Remodel Frame
E8LR



8" Retrofit Kit
E8LT

PRODUCT NUMBER BUILDER

Frame Type	Voltage	Lumen	Dimming	Optional	Generation
<input type="text"/>	<input type="text"/>	<input type="text"/>	<input type="text"/>	<input type="text"/>	<input type="text"/>
E8LH Architectural	U 120/277V	08 850 lm	D Triac/ELV/0-10V	EM1 Emergency Backup up to 700 lm output	(blank) Gen 1
E8LF Plaster		12 1250 lm	S Sunset	EM2 Emergency Backup up to 1100 lm output	2 Gen 2
E8LR Remodel		16 1600 lm	L Lutron		
E8LT Retrofit		20 2000 lm			
		30 3000 lm			
		40 4000 lm			
		60 6000 lm			