

6" Sloped Ceiling LED Baffle Insert

Sloped Ceiling LED inserts feature an integral gimbal for $\pm 25^\circ$ adjustability. Compatible with most incandescent and electronic low voltage dimmers.



Features

- Sloped Ceiling LED Inserts feature an integral gimbal for $\pm 25^\circ$ adjustability.
- Compatible with most incandescent and electronic low voltage dimmers.
- ENERGY STAR® Certified. California Title 24 (JA8-2016-E).
- Life Span: 50,000 hours L70.

Specifications

Wattage	15W - 18W
Lumens	1050 lm - 1200 lm
Voltage	120V
Color Temp.	2700K, 3000K, 3500K, 4000K, 5000K
Dimmable	Triac/ELV
Lamp Type	LED
CRI	90+
Damp Location	Listed

Options



Technical Details

Optics: LED light engine has frosted polycarbonate lens with reflector to diffuse light evenly throughout while reducing glare.

Construction: Deep phenolic baffle trim with torsion springs to be held into the housing. High quality powder coat finish preventing rust and paint cracking on metal parts. Integral gimbal allows for 25° adjustability to match slope.

Installation: Designed to install into ELCO 6" Sloped ceiling housing with torsion springs brackets. For retrofitting other manufacturers sloped ceiling cans always test the product to ensure proper fit and function.

Electrical:

- Driver connects to 120VAC power supply.
- High efficiency, high power factor > 0.9 driver.

LED Technology:

- Accurate color rendering with 90+ CRI.
- Lumen Maintenance of 50,000 hours L70 Life based on LM80 standardized test results.
- Superior Thermal Management by utilizing aluminum diecast heat sink.

Housings: Compatible with EL970ICA, EL970RICA.

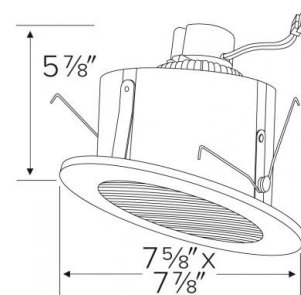
Dimmability:

- Dimmable with most standard TRIAC and ELV type dimmers.
- Dimming range of 100% down to 10%. Dimming range may vary depending on dimmer model.
- For full list of dimmers refer to the Dimmer Compatibility List.

Listings:

- UL Listed for Damp Location.

Dimensions



Product Numbers

Item	Lamp type	Lumens	CCT	Watts	Voltage	Dimming	Finish
EL713CT5W	LED	1050 lm	2700K, 3000K, 3500K, 4000K, 5000K	15W	120V	Triac/ELV	All White
EL714CT5W	LED	1200 lm	2700K, 3000K, 3500K, 4000K, 5000K	18W	120V	Triac/ELV	All White
EL713CT5B	LED	1050 lm	2700K, 3000K, 3500K, 4000K, 5000K	15W	120V	Triac/ELV	Black with White Trim

- ENERGY STAR® Certified.
- California Title 24 (JA8-2016-E).

Warranty: ELCO Products are built to last. 5-year Limited warranty.

Item	Lamp type	Lumens	CCT	Watts	Voltage	Dimming	Finish
EL714CT5B	LED	1200 lm	2700K, 3000K, 3500K, 4000K, 5000K	18W	120V	Triac/ELV	Black with White Trim
EL713CT5BZ	LED	1050 lm	2700K, 3000K, 3500K, 4000K, 5000K	15W	120V	Triac/ELV	All Bronze
EL714CT5BZ	LED	1200 lm	2700K, 3000K, 3500K, 4000K, 5000K	18W	120V	Triac/ELV	All Bronze

Product Number Builder Example: **EL713CT5W**

ELCO 6" Sloped Ceiling LED Inserts

EL71

Wattage

3

15W

4

18W

Color Temp.

CT5

2700K - 5000K

Finish

W

All White

B

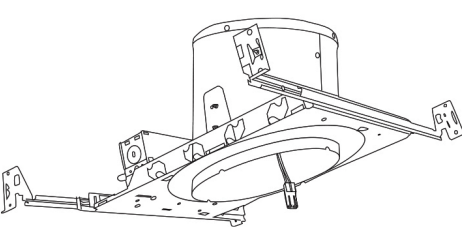
Black with White Trim

BZ

All Bronze

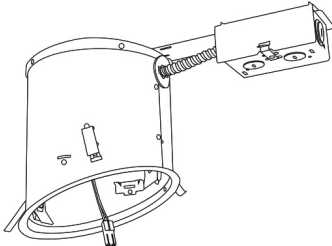
For use with **6" LED Sloped Inserts**

6" Dedicated LED Sloped Ceiling IC Housings



6" LED Sloped Housing
New Construction

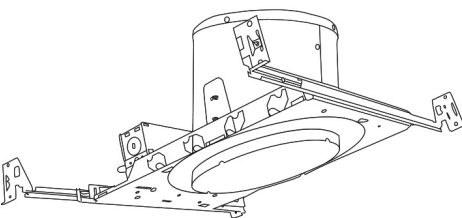
CAT NO.	SPECIFICATIONS
EL970ICA	24W Max.



6" LED Sloped Housing
Remodel

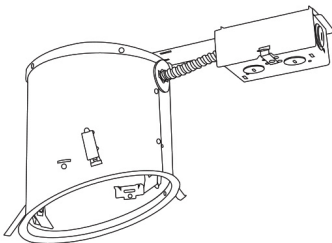
CAT NO.	SPECIFICATIONS
EL970RICA	24W Max.

6" E26 Base Sloped Ceiling Housings



6" E26 Medium Base Sloped Housing
New Construction

CAT NO.	SPECIFICATIONS
EL918ICA	75W Max.



6" E26 Medium Base Sloped Housing
Remodel

CAT NO.	SPECIFICATIONS
EL918RICA	75W Max.



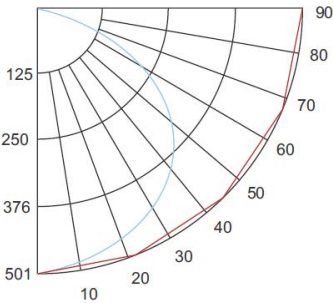
PSA30
Medium base to Ideal terminal connector

Sloped Ceiling LED Baffle Insert

Multiplier: 2700K (x 0.96)

PHOTOMETRIC REPORT

Product #: EL71430
Wattage/Lumens: 17.2W/ 1210 Lm
Luminaire LPW: 70 Lm/W



CANDLE POWER SUMMARY

Degrees Vertical	0°
0	494
5	500
15	495
25	469
35	425
45	362
55	273
65	155
75	50
85	19
90	9

ILLUMINANCE AT A DISTANCE

Distance to Target Plane	Footcandles Beam Center	Beam Diameter
4'	30.9	10.0'
6'	13.7	15.0'
8'	7.73	20.0'
10'	4.95	25.0'

ZONAL LUMEN SUMMARY

Zone	Lumens	% Luminaire
0-30°	384.64	31.80
0-40°	628.94	52.00
0-60°	1061.54	87.80
0-90°	1205.84	99.70



ELCO Lighting

Dimmer Compatibility Chart LED Sloped Ceiling

For Reference Only

Testing conducted by ELCO Lighting is not a substitute for and does not imply certification by an independent laboratory or any other standards certification. Refer to manufacturer specifications for more detailed information on product certifications and standards. Consult the dimmer manufacturer prior to installation to ensure compatibility.

Manufacturer	Product	Part Number	Dimmed Light Output Range
Eaton	Decorator Single Pole/3-Way dimmer	DLC03P	10% - 100%
Leviton	Decora SureSlide® Single Pole Slide-To-Off w ith Optional Locator Light	6631	10% - 100%
	Decora SureSlide® Single Pole/3-Way w ith Preset ON/OFF switch and Optional Locator Light	6633	10% - 100%
	Universal Decora Dimmable LED, CFL and Incandescent SureSlide Slide Dimmer	6672	10% - 100%
	Decora SureSlide® Universal Dimmer	6674	10% - 100%
Lutron	Skylark® Contour single pole, incandescent / halogen dimmer	CT-600P	10% - 100%
	Skylark® Contour 3-w ay, incandescent / halogen "eco-dim" dimmer	CT-603PG	5% - 85%
	Diva® (gloss) single pole, incandescent / halogen, preset dimmer	DV-600P	10% - 100%
	Diva® (gloss) 3-w ay, incandescent / halogen, preset dimmer	DV-603P	10% - 100%
	Diva® (gloss) C•L single pole/3-w ay dimmer	DVCL-153P	5% - 86%
	Maestro® C•L single pole/3-w ay/multi-location dimmer	MA CL-153M	10% - 100%
	Skylark® Series Dual Slide-to-Off dimmer	S-2	10% - 100%
	Skylark® single pole, incandescent/halogen, slide-to-off dimmer	S-600	10% - 100%
	Ariadni®/Toggler® Series 150W Single Pole/3-Way dimmer	TGCL-153P	5% - 86%

*NOTE: Refer to dimmer manufacturer's documentation for installation instructions and circuit details

Disclaimer: Minimum and maximum loads for LEDs and CFLs are given in number of lamps and may vary depending on the lamp being used. Testing conducted by ELCO Lighting is not a substitute for and does not imply certification by an independent laboratory or any other standards certification. Refer to manufacturer specifications for more detailed information on product certifications and standards.