

# 6" Remodel Frame with Driver



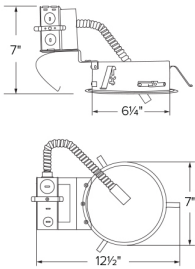
## Features

- Optional 90 minutes, 120/277 VAC, 60Hz Emergency Backup.
- USA designed and assembled.
- LED Light Engine sold separately (see Compatible Trims).
- 2 at the end of the item number denotes Generation 2. Please note Gen 2 and Gen 1 are not cross compatible.

## Specifications

Lumens	1600 lm
Voltage	120/277V
Dimmable	Sunset
Power Factor	≥0.9
Damp Location	Listed

## Dimensions



## Technical Details

### Construction:

Constructed from 16 gauge galvanized steel for commercial building applications.

### Installation:

Remodel clips hold housing sturdily into place.

**Junction Box:** Positioned to accommodate straight conduit runs. Seven 1/2" trade size conduit knockouts and four pry-out knockout slots for easy romex installation.

### Electrical:

- Driver is rated for 120V and 277V input (120/277V).
- High Efficiency driver with a power factor > 0.9.
- Can be specified with Lutron drivers for specific applications.

### Dimmability:

- 3 in 1 dimming: Triac, ELV and 0-10V dimming in one driver.
- 0-10V dimming down to 51% with a compatible dimmer.
- Flicker-Free Dimming.
- Can be specified with Lutron drivers for 0.1% and 1% dimming.
- For a full list of dimmers refer to the Dimmer Compatibility List.

**Listings:** cULus Listed for Damp Location. cULus Listed for Wet Location with select trims. cULus Listed for Direct Contact with Insulation and Combustible Material for units up to 2000 lm. cULus Listed for Feed Through.

**Warranty:** ELCO Products are built to last. 5-year Limited warranty.

## Product Number

Item	Lumens	Voltage	Dimming
E6LRU16S	1600 lm	120/277V	Sunset

Product Number Builder

Example: E6LRU08D2

ELCO Laurel 6" Remodel Frame	Voltage	Lumens	Dimming	Generation	Optional
E6LR	<div>U 120/277V</div>	<div>08 850 lm 12 1250 lm 16 1600 lm 20 2000 lm 30 3000 lm 40 4000 lm 60 6000 lm</div>	<div>D Triac/ELV/0-10V S Sunset L Lutron</div>	<div>2 Gen 2 Gen 1</div>	<div>No EM EM1 8W Emer. Backup EM2 12W Emer. Backup</div>

# Compatible Products

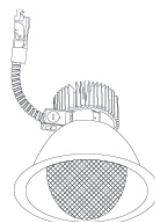
For use with 6" Laurel™ Frames



## 6" Laurel™ Commercial LED Light Engines



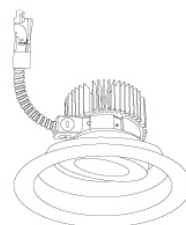
**Reflector Trim**  
**E610L**



**Wall Wash Trim**  
**E611L**



**Drop Glass Trim**  
**E612L**



**Adjustable Trim**  
**E618L**

### PRODUCT NUMBER BUILDER

Laurel™ Trim		Lumens		Color Temperature		Finish		Generation	
<b>E610L</b>	Reflector	<b>08</b>	850 lm (12.5W MAX.)	<b>27</b>	2700K	<b>H</b>	All Haze	<b>(blank)</b>	Gen 1
<b>E611L</b>	Wall Wash	<b>12</b>	1250 lm (16.8W MAX.)	<b>30</b>	3000K	<b>W</b>	All White	<b>2</b>	Gen 2
<b>E612L</b>	Drop Glass	<b>16</b>	1600 lm (21W MAX.)	<b>35</b>	3500K	<b>B</b>	All Black		
<b>E618L</b>	Adjustable	<b>20</b>	2000lm (29.4W MAX.)	<b>40</b>	4000K	<b>C</b>	All Chrome		
		<b>30</b>	3000lm (44.1W MAX.)	<b>SD</b>	Sunset Dimming	<b>HW</b>	Haze w/White Ring		
		<b>40</b>	4000lm (50.4W MAX.)						
		<b>60</b>	6000lm (84W MAX.)						



**ELCO Lighting**

# Dimmer Compatibility Chart

## 120/277V - 0-10V/Triac/ELV Dimmers

For 6" Laurel™ System Architectural Frames

E6LHU08D2, E6LHU12D2, E6LHU16D2, E6LHU20D2, E6LHU30D2, E6LHU40D2, E6LHU60D2, E6LFU08D2, E6LFU12D2, E6LFU16D2, E6LFU20D2, E6LFU30D2, E6LFU40D2, E6LFU60D2, E6LRU08D2, E6LRU12D2, E6LRU16D2, E6LRU20D2, E6LRU30D2, E6LRU40D2, E6LRU60D2, E6LTU08D2, E6LTU12D2, E6LTU16D2, E6LTU20D2, E6LTU30D2, E6LTU40D2, E6LTU60D2

### For Reference Only

Testing conducted by ELCO Lighting is not a substitute for and does not imply certification by an independent laboratory or any other standards certification. Refer to manufacturer specifications for more detailed information on product certifications and standards. Consult the dimmer manufacturer prior to installation to ensure compatibility.

Manufacturer	Product	Part Number	Dimmed Light Output Range
<b>Triac/ELV Type Dimmers - 120V Only</b>			
Lutron	120V AC 60Hz, 600W LED/CFL/Incandescent/Halogen, Single Pole, 3-Way	S-603PG	5% - 76%
	120V AC 60Hz, 600W LED/CFL/Incandescent/Halogen, Single Pole, 3-Way,	DVCL-153P	5% - 97%
	120V 60Hz, 150W LED/CFL or 600W Incandescent/Halogen, Single Pole, 3-Way	TGCL-153P	5% - 97%
	120V AC 60Hz, 300W Electronic Low Voltage, 3-Way, Commercial/Residential Application	DVELV303P	5% - 97%
	120V, 600W Incandescent/Halogen, Single Pole, Residential Indoor Application	TG-600P	5% - 100%
	120V, 1000W Incandescent or 600W Magnetic Low Voltage, Single Pole, 3-Way	CT103P	5% - 96%
	120V AC 60Hz, 600W Electronic Low Voltage, Single Pole/Multi-Location,	MAELV600	5% - 99%
	120V AC 60Hz, 500W Electronic Low Voltage, Single Pole/Multi-Location,	FAELV500	5% - 99%
	120V, 150W LED/CFL or 600W Incandescent/Halogen, Single Pole, 3-Way	LGCL-153PLH	5% - 100%
	120V AC 60Hz, 150W LED/CFL or 600W Incandescent/Halogen, Single Pole, 3-Way,	SCL-153P	5% - 98%
	120V AC 60Hz, 150W LED/CFL or 600W Incandescent/Halogen, Single Pole, 3-Way,	MACL-153M	5% - 90%
Leviton	120V AC 60Hz, 300W Electronic Low Voltage, 400 Volt Amp, Single Pole, 3-Way,	IPE04	5% - 100%
	120V AC 60Hz, 300W CFL or 600W Incandescent, 400 Volt Amp, Single Pole, 3-Way,	6673-10W	5% - 94%
	120V AC, 600W Incandescent with LED Locator, Single Pole, 3-Way	VP106	5% - 99%
	120V AC 60Hz, 500W Incandescent with LED Level Indicator, Single Pole, 3-Way	6161	5% - 100%
	120/277V AC 60Hz, 1200/1600W LED/CFL, Single Pole, 3-Way, Commercial Application	SF10P	5% - 94%
	120V AC 50/60Hz, 150W LED/CFL or 600W Incandescent/MLV/Halogen, Single Pole, 3-Way	RRD-6CL-WH	5% - 100%
	120V AC, 300W LED/CFL or 600W Incandescent/MLV/Halogen, Single Pole, 3-Way,	TAL06P1-C1	5% - 100%
Cooper	120V AC 60Hz, 300W LED/CFL or 600W Incandescent/Halogen, Single Pole, 3-Way	SLC03P / DAL06P	5% - 99%
	120V AC 60Hz, 300W LED/CFL or 600W Incandescent/Halogen, Single Pole, 3-Way,	D1C03P	5% - 100%
	120V AC 60Hz, 600W Incandescent/Halogen, Single Pole, 3-Way,	RI061-VW-K2	5% - 100%
	120V AC 60Hz, 300W LED/CFL/ Incandescent/Halogen, Single Pole, 3-Way	AAL06A-C2	5% - 97%
	120V AC 60Hz, 150W LED/CFL or 600W Incandescent/Halogen, Single Pole, 3-Way,	6674	5% - 100%
Lightolier	120V, 260W Incandescent/Halogen, Single Pole, 3-Way,	ZP260QEW	5% - 98%
<b>0-10V Type Dimmers - 120/277V</b>			
Lutron	120/277V AC, 0-10V LED/CFL Ballast, Single Pole, 3-Way	Nova NFTV	1% - 100%
Leviton	120/277V AC 50/60Hz, 0-10V LED/CFL Ballast, Single Pole, 3-Way, Indoor Application	Diva DVTV	1% - 100%
	120/277V AC 60Hz, 0-10V LED/CFL Ballast, Single Pole, 3-Way	IP710-DL	1% - 100%

**\*NOTE: Refer to dimmer manufacturer's documentation for installation instructions and circuit details**

Disclaimer: Minimum and maximum loads for LEDs and CFLs are given in number of lamps and may vary depending on the lamp being used. Testing conducted by ELCO Lighting is not a substitute for and does not imply certification by an independent laboratory or any other standards certification. Refer to manufacturer specifications for more detailed information on product certifications and standards.

Integrating our lighting with your Smart Home System is a breeze. Simply check your Smart Home system for compatible smart switches and cross reference that with our Dimming Compatibility Chart. Once the switches are integrated with your Smart Home system your lights will be ready to go.



2042 E. Vernon Ave. Vernon CA 90058 Tel 323.231.2600 Fax 323.231.3200 [elcolighting.com](http://elcolighting.com)