


6" 0-10V New Construction 2-Hour Fire Rated Dedicated LED Housings

6" 0-10V 2-Hour fire rated new construction LED housing. Compatible with 6" 0-10V LED inserts and 0-10V Koto™ Module.



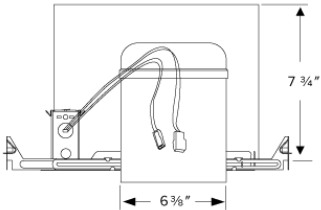
Features

- Wired for 0-10V Dimming
- Single Wall IC Airtight rated for direct contact with insulation
- 120/277V Input
- Meets restricted air flow requirements (per ASTM E-283)
- cUL listed for direct contact with insulation
- cUL listed for wet locations with wet location inserts
- cUL listed for feed through
- CA Title 24 compliant

Specifications

Wattage	24W
Voltage	120/277V
Dimmable	0-10V/Triac/ELV
Wet Location	Listed

Dimensions



Technical Details

Construction:

- Double wall IC rated for direct contact with insulation. For use in IC and non-IC conditions.
- Housing adjusts in frame to accommodate up to 1 1/2" ceiling thickness.
- Airtight housing with gasket to restrict airflow in accordance with ASTM E-283 air-tight requirements.

Installation:

- Designed for ceiling plenums where 2x8 joists or taller are used.
- High strength hanger bars can easily be nailed to joists.
- Suitable for T-grid and drop ceiling applications.
- See installation sheet for detailed information.

Junction Box: Positioned to accommodate straight conduit runs. Two 3/4" knockouts, Seven 1/2" trade size conduit knockouts, One 3/8" knockout. Four Pry-out knockout slots for easy romex installation.

Hanger Bars: Pre Installed hanger bars with True Nail easy installation in regular lumber, engineered lumber, and Laminated Beams. Integral T-bar slots for easy installation in T-Bars. Spans up 24" and can be repositioned 90°. Score lines allow for tool-free hanger bar size reduction. Integral leveling flange allows for single-person installation while easily aligning the housings with the joists.

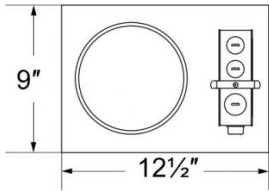
Electrical: High Efficiency driver with a power factor > 0.9.

Emergency Battery Pack: Optional 90 minute battery pack available with test indicator switch. Note that double wall housings require Access From Above Ceiling for Battery Maintenance.

Lamp: Designed for use with ELCO 6" 0-10V LED inserts.

Listings: cUL Listed for Damp Location and for Wet Location with select trims. cUL Listed for Direct Contact with Insulation and Combustible Material. cUL Listed for Feed Through.

Top View



Product Numbers

Item	Watts	Voltage	Dimming
EL76FICDXA	24W	120/277V	0-10V/Triac/ELV

Compatible Products

For use with Dedicated 6" IC LED Housings



6" Ply™ 0-10V Dimmable, 120/277V LED Inserts



Round Insert

EL695

Finishes:

(DW, DHW, DCW)

PRODUCT NUMBER BUILDER

6" 120/277V LED Inserts	Color Temperature	Finish
EL695		
	30 3000K (1350 lm)	DW All White
	35 3500K (1425 lm)	DHW Haze w/White Ring
	40 4000K (1500 lm)	DCW Chrome w/White Ring

6" Ply™ 0-10V Dimmable, 120/277V Adjustable LED Inserts



Round Adjustable Pull Down

EL697

Finishes:

(DXW, DXB, DXBZ, DXN)

ACCESSORIES



Interchangeable Lens
(For EL697 Series only)

EP710C 20° Beam
EP712C 60° Beam

PRODUCT NUMBER BUILDER

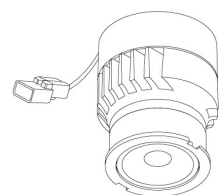
6" 120/277V Adjustable LED Inserts	Style	Color Temperature	Finish
EL6			
	97 Round Adjustable	27D 2700K (850 lm)	DXW All White
		30D 3000K (900 lm)	DXB All Black
			DXBZ All Bronze
			DXBN All Nickel

Compatible Products

For use with Dedicated 6" 0-10V Koto ICAD LED Housings



0-10V Koto™ LED Module



0-10V Koto™
LED Module
ELK10DX

PRODUCT NUMBER BUILDER				
0-10V Koto™ LED Module	Lumens	Voltage	Color Temperature	Beam Angle
ELK				
	10 1000 lm	DX 120/277V	27 2700K	(blank) 38° lens (Standard)
			30 3000K	-S 18° lens
			35 3500K	-N 25° lens
			40 4000K	-W 60° lens
			SD Sunset Dimming	

ACCESSORIES



Lens

EP731C 18° Lens
EP732C 25° Lens
EP733C 38° Lens
EP734C 60° Lens

*EP732C, EP733C, EP734C Included



Snoot

L50W White
L50B Black



Secondary Optics

L45 Hex Louver
L46 Linear Lens
L47 Spread Louver
L49 Frosted Lens
L51 Color Shifter

6" Twist-On Trims



Round Deep Reflector

ELK6418

Finishes:

(W, BB, BZ, H)



Round Reflector

ELK610

Finishes:

(WW, BB, BZBZ, BW,
CC, CW, CN, HW)



Adj. Round Reflector

ELK629

Finishes:

(WW, BB, BZBZ,
BW, CW, HW)



Adj. Round Baffle

ELK693

Finishes:

(WW, BB, BZBZ, BW)



Adj. Slot Aperture

ELK6420

Finishes:

(W)

6" Unique™ Twist-On Trims

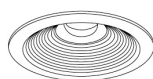


Round Reflector

ELK6710

Finishes:

(W, B, BZ)



Round Baffle

ELK6713

Finishes:

(W, BZ)



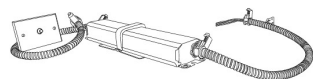
Round Wall Wash

ELK6715

Finishes:

(W, BZ)

6" Accessories



Emergency Battery Backup

CAT NO.	SPECIFICATIONS
---------	----------------

KEM-LD5	8W, 120/277V
---------	--------------

* Requires access from above



Fire Cover

CAT NO.	SPECIFICATIONS
---------	----------------

FIRECVR	9 3/4" H x 17" O.D.
---------	---------------------

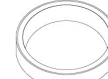


Fire Enclosure

CAT NO.	SPECIFICATIONS
---------	----------------

FIREENCL	20 3/8" L x 14 3/8" W
----------	-----------------------

FIREENCL-S	Shallow, 16" L x 14 3/8" W
------------	----------------------------



Mica Fire Tape

CAT NO.	SPECIFICATIONS
---------	----------------

FIRETAPE	3/4" W x 16' L
----------	----------------