

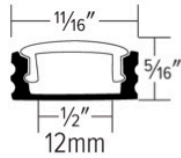
Page 1 of 3

Compatible Products

For LED Tape Lights



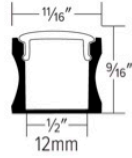
Aluminum Channels



Shallow Mount LED Aluminum Channel

Includes end caps, mounting clips & lens. Fits tape lights up to 12mm (1/2") wide

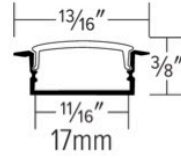
CAT NO.	SPECIFICATIONS
EUD31-8	8' Channel
EUD31-CC	Custom Cut Channel



Deep Mount LED Aluminum Channel

Includes end caps, mounting clips & lens. Fits tape lights up to 12mm (1/2") wide

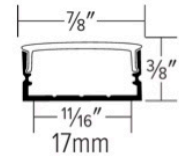
CAT NO.	SPECIFICATIONS
EUD32-8	8' Channel
EUD32-CC	Custom Cut Channel



Recessed Mount LED Aluminum Channel

Includes end caps, mounting clips & lens. Fits tape lights up to 17mm (1 1/16") wide

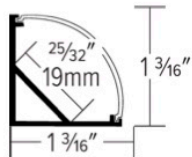
CAT NO.	SPECIFICATIONS
EUD33-8	8' Channel
EUD33-CC	Custom Cut Channel



Surface Mount LED Aluminum Channel

Includes end caps, mounting clips & lens. Fits tape lights up to 17mm (1 1/16") wide

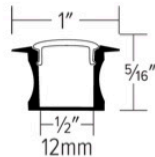
CAT NO.	SPECIFICATIONS
EUD35-8	8' Channel
EUD35-CC	Custom Cut Channel



Round Corner Mount LED Aluminum Channel

Includes end caps, mounting clips & lens. Fits tape lights up to 19mm (25/32") wide

CAT NO.	SPECIFICATIONS
EUD36-8	8' Channel
EUD36-CC	Custom Cut Channel



Shallow Recessed Mount LED Aluminum Channel

Includes end caps, mounting clips and lens. Fits tape lights up to 12mm (1/2") wide

CAT NO.	SPECIFICATIONS
EUD37-8	8' Channel
EUD37-CC	Custom Cut Channel

Compatible Products

For Tape Lights

EL ELCO Lighting

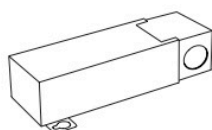
LED Drivers



Electronic Low Voltage Dimmable Driver

No minimum load.
24V DC Output, 120V Input

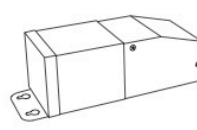
CAT NO.	SPECIFICATIONS
DRVE24V60W	60W



Magnetic Low Voltage Dimmable Driver (Small)

Indoor and outdoor use.
24V DC Output, 120V Input
3 1/16" W x 1 3/8" H x 6" L

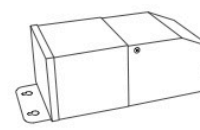
CAT NO.	SPECIFICATIONS
DRVM24V20W	20W
DRVM24V40W	40W



Magnetic Low Voltage Dimmable Driver (Medium)

Indoor and outdoor use.
24V DC Output, 120V Input
3 1/16" W x 2 3/8" H x 8 5/8" L

CAT NO.	SPECIFICATIONS
DRVM24V60W	60W



Magnetic Low Voltage Dimmable Driver (Large)

Outdoor and wall mount use only
24V DC Output, 120V Input
4 1/8" W x 3 3/8" H x 9 1/4" L

CAT NO.	SPECIFICATIONS
DRVM24V100W	100W
DRVM24V150W	150W
DRVM24V200W	200W
DRVM24V300W	300W



Constant Voltage LED Driver

24V DC Output, 120V-277V Input

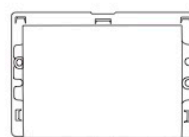
CAT NO.	SPECIFICATIONS
DRV60W	60W
DRV100W	100W



0-10V Dimmable Driver

24V DC Output, 120V-277V Input

CAT NO.	SPECIFICATIONS
DRV30W-10	30W
DRV60W-10	60W
DRV96W-10	96W



Lutron™ Hi-Lume 1% LED Driver

Continuous flicker free dimming from 100% to 1%. Inrush current limiting circuitry. 120V - 277V

CAT NO.	SPECIFICATIONS
DRVLT40W	(40W) Triac
DRVL340W	(40W) Lutron Ecosystem

Lutron™ Hi-Lume Premiere 0.1% Dimming LED Driver

Continuous flicker free dimming from 100% to 1%. Inrush current limiting circuitry. 120V - 277V

CAT NO.	SPECIFICATIONS
DRVL396W	(96W) Lutron Ecosystem



Dimmer with Built-in Driver

Combinational dimmer and driver in one. Single pole preset dimmer with on/off button. 24V DC Output, 120V Input

CAT NO.	SPECIFICATIONS
DIMTP2	100W