


5" Baffle with Regressed Albalite Lens



Features

- Regressed Albalite Lens with Baffle.
- Lamp: 26W max Triple CFL, 60W MAX A19.
- O.D.: 6 1/4".

Technical Details

Construction:


- Meticulously manufactured trim with a powder coated or anodized finish.
- Baffle helps reduce glare.

Installation: Clips securely mount trim into the housing and keeps ring flush with ceiling.

Compatible Housing: Compatible with 5" Line Voltage IC and Non-IC versions.

Lamp: Compatible with Medium base (E26) PAR type.

Options



Black w/White Trim



All White

Product Numbers

Item	Finish
EL542B	Black with White Trim
EL542W	All White

Product Number Builder

Example: **EL542B**

5" Regressed Albalite Lens with Baffle Trim

Finish

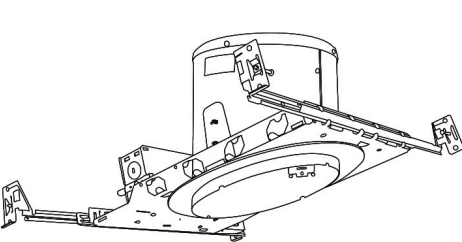
EL542

B Black with White Trim
W All White

Compatible Products

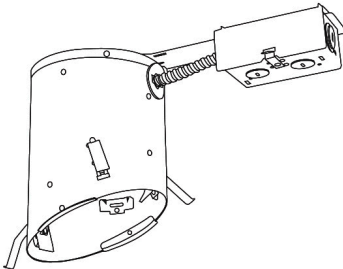
For use with **5" Sloped Trims**

5" E26 Base Sloped Ceiling IC Housings



5" E26 Medium Base Sloped Housing
New Construction

CAT NO.	SPECIFICATIONS
EL518ICA	75W Max.



5" E26 Medium Base Sloped Housing
Remodel

CAT NO.	SPECIFICATIONS
EL518RICA	75W Max.