

# 4" Sylo™ Pendant with Koto™ Focus Module

Adjustable Focus: 18° to 50° with a simple twist of the snoot



## Features

- Modern Pendant Die-Cast aluminum fixture for easy maintenance and upgrades
- Available with 120" Field Cuttable Cable or Stems (12", 24", 36", 48", 60", 72" and 84")
- Includes Standard 38° lens, with 28° and 60° lenses. Optional: 15° and 18° lenses available
- Fits 3 1/2" and 4" Octagon and Round Junction boxes
- Sunset option dims from 3000K to 1800K
- Energy Star Certified. Title 24 JA8-2019 Compliant
- Life span of 50,000 hours L70
- Integrated 120V Dimmable Driver Triac/ELV
- Excellent color rendering 95+ CRI
- Covered by U.S. PATENTS and Patents Pending

## Specifications

<b>Wattage</b>	10W
<b>Lumens</b>	720 lm - 860 lm
<b>Voltage</b>	120V
<b>Color Temp.</b>	2700K - SunsetK
<b>Dimmable</b>	Triac/ELV
<b>Lamp Type</b>	LED
<b>Beam Angle</b>	Adjustable Beam 18° - 50°
<b>CRI</b>	95+

## Options



## Technical Details

**Optics:** Frosted polycarbonate module lens diffuses light evenly throughout while reducing glare with LED technology.

**Construction:** Integrated driver and light engine with quick connect. Diecast aluminum body with heat fins allows for efficient cooling.

**Installation:** Twist-on design for toolless module installation.

**Electrical:** Module connects to 120V power supply. High-efficiency driver with a power factor >0.9. Start time of less than 0.75 seconds.

**LED Technology:** Extremely accurate Color Rendering Index of 95+. Lumen Maintenance of 50,000 hours L70 Life based on LM80 standardized test results. Superior Thermal Management by utilizing an integrated heat sink. Instant On to Full Brightness technology. No LED pixelation.

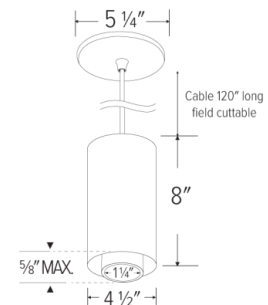
**Sunset:** Sunset color temperature is our dim-to-warm LED technology that allows the color temperature to become warmer as the product is dimmed. Our SUNSET items start at 3000K and go as low as 1800K when dimmed. For Sunset dim technology be sure to order an item with "Sunset" in the Color Temperature (CCT) attribute.

**Dimmability:** For a full list of dimmers, refer to the Dimmer Compatibility List. Industry-leading dimming that dims smoothly with no hot spots or flickering.

**Listings:** cUL Listed for Damp Locations. RoHS Compliant. Meets Energy Star & California Title 24 JA8-2019 standards.

**Warranty:** ELCO Products are built to last with a 5-year Limited Warranty.

## Dimensions



Koto Sylo™	Style	Finish	Focus Module	Color Temp.	Voltage	Beam Angle	Length
E42							
	P Pendant	W All White B All Black S Silver	-07 750 lm -09 950 lm -12 1250 lm	27 2700K 30 3000K 35 3500K 40 4000K SD Sunset <sup>1, 2</sup>	120V, Triac/ELV D 120/277V, 0-10V/Triac/ELV	-FC 18º - 50º	120" Cable Mount <sup>3</sup> -12 12" Stem <sup>4</sup> -24 24" Stem <sup>4</sup> -36 36" Stem <sup>4</sup> -48 48" Stem <sup>4</sup> -60 60" Stem <sup>4</sup> -72 72" Stem <sup>4</sup> -84 84" Stem <sup>4</sup>

<sup>1</sup> Sunset, Dim to Warm technology, automatically transitions from 3000K to 1800K when dimmed

<sup>2</sup> Available with -07 lumen output only. 120V, Triac/ELV only.

<sup>3</sup> 120 inch field cuttable cable

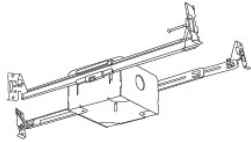
<sup>4</sup> Stem is not field cuttable

# Compatible Products



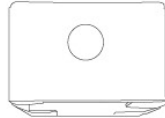
For use with Dedicated 2" Koto Sylo™ Fixtures

## Junction Boxes for Koto Sylo™ Ceiling Mount Fixtures



Junction Box  
with Hanger Bars  
**New Construction**

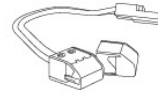
CAT NO.	SPECIFICATIONS
ELJ4S	3 3/4" x 3 3/4" x 2 3/8"



Junction Box  
without Hanger Bars  
**New Construction**

CAT NO.	SPECIFICATIONS
ELJ332	3 3/4" x 3 3/4" x 2 3/8"

### Accessories



**Hard Wire Adapter**

CAT NO.	SPECIFICATIONS
PSA38	Socket Adapter



**4" Hard Wire  
Adapter**

CAT NO.	SPECIFICATIONS
PSA38-4	4"

### Other Compatible Junction Boxes



3 1/2" & 4" Octagon  
**Steel Junction  
Boxes**

4" x 4" x 1 1/2"  
4" x 4" x 2 1/8"  
3 1/2" x 3 1/2" x 1 1/2"



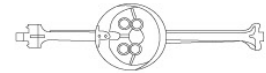
4" Round Surface  
**Mount Box**

4" O.D. x 1 1/2"



3 1/2" Round Old  
Work  
**(Non-Metallic)**

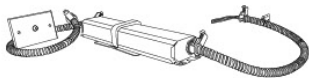
4 1/4" O.D. x 3 1/2" I.D. x 2 5/8"



3 1/2" & 4" Round  
New Work  
**(Non-Metallic)**

4" O.D. x 2 3/16"  
3 1/2" O. D x 2 3/4"

## 2" Accessories



**Emergency Battery Backup**

CAT NO.	SPECIFICATIONS
KEM-LD5	8W, 120/277V



**ELCO Lighting**

# Dimmer Compatibility Chart

Standard Koto™ LED Modules

For ELK07, ELK08CT5, ELK09, ELK10CT5,

ELK11 & ELK13 Series

## For Reference Only

Testing conducted by ELCO Lighting is not a substitute for and does not imply certification by an independent laboratory or any other standards certification. Refer to manufacturer specifications for more detailed information on product certifications and standards. Consult the dimmer manufacturer prior to installation to ensure compatibility.

Manufacturer	Product	Part Number	Dimmed Light Output Range
Leviton	Decora SureSlide® Single Pole with Slide -to-Off	6672	15% - 100%
	Leviton Dimmer	1K3502	5% - 100%
Lutron	Vive, 120V, 150W LED/CFL, 600W Incandescent/Halogen, FP, Single Pole/Multi-Location Dimmer, Commercial Application	MRF2S-6CL	12% - 91%
	Panel Model, Commercial/Residential Application, FP	GP (Harrier) Card	10% - 94%
	Grafik QS/Mailbox Power Module, 120/220 to 240V AC, LED/Incandescent/Halogen Load Type, Commercial/Residential Indoor Application, FP	LQRJ-WPM-6P	10% - 95%
	Grafik Eye 3000/HomeWorks, 120V, Incandescent/Fluorescent Load Type, Commercial/Residential Application, FP	HWI-WPM-6D-120	10% - 95%
	Panel Dimming Module, 120V, Commercial/Residential Application, FP	HW/LP-RPM-4U-120	10% - 95%
	Panel Adaptive Dimming Module, 120V, Commercial/Residential Application, FP	HW/LP-RPM-4A-120	9% - 95%
	HomeWorks® QS for CFL/LED loads, 120V, RP, Commercial/Residential Application	LQSE-4A1-D/MQSE-4A1-D/ MQSE-3A1/MQSE-2A1-D	8% - 95%
	Energi Savr Node LED+ Phase Adaptive, Commercial Application, Reverse Phase, (Zone 1) (Zones 2-4)	QSN-4A5-S	8% - 95%
	Energi Savr Node LED+ Phase Adaptive, Commercial Application, Foward Phase, (Zone 1) (Zones 2-4)	QSN-4A5-S	10% - 97%
	RadioRA®2, 120V, 50/60-Hz, 150W LED or 600W Incandescent/Halogen, 3-Way & 4-Way, Residential Application	RRD-6CL	10% - 95%
	RadioRA®3, 120V, 250W LED/CFL or 500W Incandescent/Halogen, Single Pole, Multi-Location	RRST-PRO-N	10% - 95%
	HomeWorks® QS, 120V, 60-Hz, 150W LED/CFL or 600W Incandescent/Halogen/MLV, Residential Application	HQRD-6CL(H2) HQRA-6CL(H2)	10% - 95%
	Homeworks QS, Residential Application, Reverse Phase	LQSE-4A-120-D	8% - 89%
	HomeWorks® for LED/Incandescent/Halogen loads, Reverse Phase, (Zone 1) (Zones 2-4)	LQSE-4A5-120-D	8% - 89%
	HomeWorks® for LED/Incandescent/Halogen loads, Foward Phase, (Zone 1) (Zones 2-4)	LQSE-4A5-120-D	10% - 100%
	Ariadni® C-L Single Pole/3-Way, 150W LED/CFL or 600W Incandescent/Halogen	AYCL-153P	10% - 100%
	Skylark Contour® C-L, Single Pole/3-Way, 150W LED/CFL or 600W Incandescent/Halogen	CTCL-153P	10% - 100%
	Skylark® C-L Single Pole/3-Way, 150W LED/CFL or 600W Incandescent/Halogen	SCL-153P	10% - 100%

Integrating our lighting with your Smart Home System is a breeze. Simply check your Smart Home system for compatible smart switches and cross reference that with our Dimming Compatibility Chart. Once the switches are integrated with your Smart Home system your lights will be ready to go.



2042 E. Vernon Ave. Vernon CA 90058 Tel 323.231.2600 Fax 323.231.3200 [elcolighting.com](http://elcolighting.com)

Manufacturer	Product	Part Number	Dimmed Light Output Range
Lutron	Diva® Series 150W Single Pole/3-Way Dimmer	DVCL-153P	10% - 100%
	Skylark Contour® Single Pole/3-Way 1000W Incandescent/Halogen	CT-103P	10% - 100%
	Skylark® Single Pole 300W ELV Preset Dimmer	SELV-300P	5% - 100%
	Skylark® Single Pole 600W Incandescent/Halogen, Slide-to-Off Dimmer	S-600P	5% - 100%
	Diva® 300W Single Pole/3-Way ELV Dimmer	DVELV-303P	10% - 100%
	Diva® 600W Single Pole Incandescent/Halogen Preset Dimmer	DV-600P	5% - 100%
	Ariadni® 600W Single Pole Magnetic Low Voltage Dimmer	AYLV-600P	5% - 100%
	Ariadni® 600W Single Pole/3-Way Incandescent/Halogen Dimmer	AY-603P	5% - 100%
	Maestro® 600W Single Pole/3-Way ELV Dimmer	MAELV-600	5% - 100%
	Maestro® C-L Single Pole/3-Way Dimmer. 150W Max for LED/CFL or 600W Max for Incandescent/Halogen	MACL-153M	10% - 100%
	Caséta® Wireless Dimmer	PD-6WCL	10% - 100%

**\*NOTE: Refer to dimmer manufacturer's documentation for installation instructions and circuit details**

Disclaimer: Minimum and maximum loads for LEDs and CFLs are given in number of lamps and may vary depending on the lamp being used. Testing conducted by ELCO Lighting is not a substitute for and does not imply certification by an independent laboratory or any other standards certification. Refer to manufacturer specifications for more detailed information on product certifications and standards.

Integrating our lighting with your Smart Home System is a breeze. Simply check your Smart Home system for compatible smart switches and cross reference that with our Dimming Compatibility Chart. Once the switches are integrated with your Smart Home system your lights will be ready to go.



2042 E. Vernon Ave. Vernon CA 90058 Tel 323.231.2600 Fax 323.231.3200 [elcolighting.com](http://elcolighting.com)