

4" Round Reflector Insert with 5-CCT Switch & 3-Lumen Switch

This unique LED recessed downlight gives you the options you are looking for in one fixture. Switch to desired Color Temperature - 2700K, 3000K, 3500K, 4000K or 5000K - and Lumen Output - 1000 lm (12.5W), 1250 lm (16W), 1500 lm (18W) - by using manual switch located on module. Our energy saving fixture gives you all of these options at the flip of a switch.



Features

- Manual switch to choose desired Color Temperature and Lumen Output
- Soft white lens provides smooth lumen distribution and eliminates LED pixelation
- Deep set LED trim reduces glare while providing even illumination
- Includes Medium Base Adapter (PSA30) for retrofitting existing E26 Base housings
- 80° Standard beam angle
- 90+ CRI for extremely accurate color rendering
- ETL listed
- Energy Star Certified
- Title 24 JA8-2019 Compliant
- Life span of 50,000 hours L70
- Patent Pending

Specifications

| | |
|---------------------|-----------------------------------|
| Wattage | 12.5W, 16W, 18W |
| Lumens | 1000, 1250, 1500 lm |
| Voltage | 120V |
| Color Temp. | 2700K, 3000K, 3500K, 4000K, 5000K |
| Dimmable | Triac/ELV |
| Lamp Type | LED |
| Beam Angle | 80° |
| Wet Location | Listed |

Options



All White



All Black



Haze with White Trim

Technical Details

Optics: Soft white lens provides smooth lumen distribution. 80° Standard beam angle.

Construction: For use in IC and Non-IC Housings. Spun Aluminum for greater heat dissipation. High quality powder coat finish preventing rust and paint cracking.

Installation: Quick connect for use with ELCO housings EL49FICA, EL49OICA, EL49ORICA, EL490AJICA, EL492ICA, EL492RICA. Can be used in IC and Non-IC Housings.

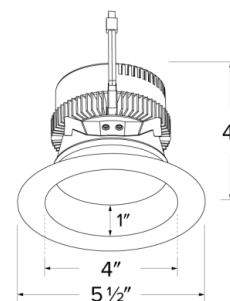
Electrical: Driver connects to 120V power supply. High Efficiency driver with a power factor > 0.9. Start time of less than .75 seconds.

LED Technology: Extremely accurate color rendering with 90+ CRI. Lumen Maintenance of 50,000 hours L70 Life based on LM80 standardized test results. Superior Thermal Management by utilizing integral heat sink. Instant On to Full Brightness. No LED pixelation.

Dimmability: Works with 120V Triac and ELV type dimmers. Dims down to 10%. For full list of dimmers refer to the Dimmer Compatibility List. Industry leading dimming. Dims smoothly with no hot spots or flickering.

Listings: cUL Listed for wet location. Title 24 JA8-2019 Compliant

Dimensions



Product Numbers

| Item | Lamp type | Lumens | CCT | Watts | Voltage | Dimming | Beam Angle | Finish |
|------------|-----------|---------------------|-----------------------------------|----------------|---------|-----------|------------|----------------------|
| EL427CT5W | LED | 1000, 1250, 1500 lm | 2700K, 3000K, 3500K, 4000K, 5000K | 12.5W, 16W, 18 | 120V | Triac/ELV | 80° | All White |
| EL427CT5BB | LED | 1000, 1250, 1500 lm | 2700K, 3000K, 3500K, 4000K, 5000K | 12.5W, 16W, 18 | 120V | Triac/ELV | 80° | All Black |
| EL427CT5HW | LED | 1000, 1250, 1500 lm | 2700K, 3000K, 3500K, 4000K, 5000K | 12.5W, 16W, 18 | 120V | Triac/ELV | 80° | Haze with White Ring |

Product Number Builder

Example: EL427CT5W

ELCO 4" LED Inserts

Color Temp.

Finish

EL427

CT5 2700K-5000K

W All White

BB All Black

HW Haze with White Trim

Compatible Products

For use with 4" LED inserts



4" Dedicated LED ICA Housings



4" ICA Housing
New Construction

| CAT NO. | SPECIFICATIONS |
|--------------|---|
| EL490ICA | |
| EL490ICA-7 | 277V |
| EL490ICA-EM5 | Emergency Battery Back-up (90 minutes) |



4" ICA Housing
Remodel

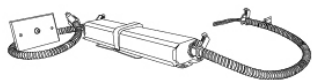
| CAT NO. | SPECIFICATIONS |
|-----------|----------------|
| EL490RICA | 5 1/2" Height |



2-Hour Fire Rated ICA Housing
New Construction

| CAT NO. | SPECIFICATIONS |
|----------|--------------------------|
| EL48FICA | 6 7/8" Height - 120/277V |

4" Accessories



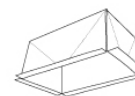
Emergency Battery Backup

| CAT NO. | SPECIFICATIONS |
|---------|----------------|
| KEM-LD5 | 8W, 120/277V |



Fire Cover

| CAT NO. | SPECIFICATIONS |
|---------|---------------------|
| FIRECVR | 9 3/4" H x 17" O.D. |



Fire Enclosure

| CAT NO. | SPECIFICATIONS |
|------------|----------------------------|
| FIREENCL | 20 3/8" L x 14 3/8" W |
| FIREENCL-S | Shallow, 16" L x 14 3/8" W |



Mica Fire Tape

| CAT NO. | SPECIFICATIONS |
|----------|----------------|
| FIRETAPE | 3/4" W x 16' L |



Socket Adapter

| CAT NO. | SPECIFICATIONS |
|---------|-----------------------|
| PSA30 | Medium Base Connector |



Socket Adapter

| CAT NO. | SPECIFICATIONS |
|---------|----------------------------------|
| PSA31 | GU10 to ideal terminal connector |



ELCO Lighting

Dimmer Compatibility Chart

4" LED Inserts

For EL141 Series, EL410SD, EL415SD, EL41230, EL417 Series, EL495 Series, EL415CT5, EL427CT5, EL460CT5, EL475CT5, and ELJ42230

For Reference Only

Testing conducted by ELCO Lighting is not a substitute for and does not imply certification by an independent laboratory or any other standards certification. Refer to manufacturer specifications for more detailed information on product certifications and standards. Consult the dimmer manufacturer prior to installation to ensure compatibility.

| Manufacturer | Product | Part Number | Dimmed Light Output Range |
|--------------|--|-------------|---------------------------|
| Lutron | Diva, 120V, 60Hz, 150W LED/CFL, 600W Incandescent/Halogen, Single Pole, 3-Way | DVCL-153P | 10% - 100% |
| | Diva, 120V, 60Hz, 150W LED/CFL, 600W Incandescent/Halogen, Single Pole, 3-Way | DVCL-153PR | 10% - 100% |
| | Diva® 250W Single Pole/3-Way Dimmer | DVCL-253P | 10% - 100% |
| | Maestro, 120V AC, 50/60Hz, 150W LED/CFL, 600W Incandescent/Halogen, Single Pole, 3-Way, Indoor Application | MA-PRO | 10% - 100% |
| | Maestro, 120V, 50/60Hz, 150W LED/CFL, 600W Incandescent/Halogen, Single Pole, 3-Way | MACL-153MLH | 10% - 100% |
| | Maestro, 120V, 50/60Hz, 150W LED/CFL, 600W Incandescent/Halogen, Single Pole, 3-Way | MACL-153M | 10% - 100% |
| | Maestro Wireless, 120V, 50/60Hz, 150W LED/CFL, 600W Incandescent/Halogen, Single Pole, 3-Way, Indoor Application | MRF2S-6CL | 10% - 100% |
| | Caseta, 120V AC, 60Hz, 150W LED/CFL, 600W Incandescent/Halogen, Single Pole, Multi-Location, Indoor Application | P-PKG1W | 10% - 100% |
| | Caseta Wireless, 120V AC, 50/60Hz, 150W LED/CFL, 600W Incandescent/Halogen, Single Pole, 3-Way | PD-6WCL | 10% - 100% |
| | Radora, 120V AC, 50/60Hz, 600W Incandescent/Halogen, Single Pole, Indoor Application | RRD-6ND | 10% - 100% |
| | Radora 2, 120V, 50/60Hz, 250W LED/CFL, 500W Incandescent/Halogen, Single Pole/Multi-Location, Indoor Application | RRD-PRO | 10% - 100% |
| | Skylark® C-L Single Pole/3-Way, 150W LED/CFL or 600W Incandescent/Halogen | SCL-153P | 10% - 100% |
| | Sunnata, 120V AC, 60Hz, 150W LED/CFL or 600W Incandescent/Halogen, Single Pole, 3-Way, Indoor Application | STCL-153PH | 10% - 100% |
| Leviton | SureSlide Decora, 120V AC, 60Hz, 150W LED/CFL, 600W Incandescent, Single Pole, 3-Way | 6674 | 10% - 100% |
| | Decora, 120V AC, 60Hz, 300W LED/CFL, 600W Incandescent, Single Pole, 3-Way | DSL06 | 10% - 100% |
| | Decora, 120V AC, 60Hz, 300W LED/CFL, 600W Incandescent, Single Pole, 3-Way | DW6HD | 10% - 100% |
| | Universal Rotary, 120V AC, 60Hz, 300W LED/CFL, 600W Incandescent/Halogen, Single Pole, 3-Way | RNL06 | 10% - 100% |
| Legrand | 120V AC, 60Hz, 450/700W Incandescent, LED/CFL, Single Pole, 3-Way | RHCL-453P | 10% - 100% |
| Kasa | 120VAC, 60Hz, 150W LED, 300W Incandescent, Single Pole, Indoor Application | HS220 | 10% - 100% |

***NOTE: Refer to dimmer manufacturer's documentation for installation instructions and circuit details**

Disclaimer: Minimum and maximum loads for LEDs and CFLs are given in number of lamps and may vary depending on the lamp being used. Testing conducted by ELCO Lighting is not a substitute for and does not imply certification by an independent laboratory or any other standards certification. Refer to manufacturer specifications for more detailed information on product certifications and standards.

Integrating our lighting with your Smart Home System is a breeze. Simply check your Smart Home system for compatible smart switches and cross reference that with our Dimming Compatibility Chart. Once the switches are integrated with your Smart Home system your lights will be ready to go.



2042 E. Vernon Ave. Vernon CA 90058 Tel 323.231.2600 Fax 323.231.3200 elcolighting.com