


# 4" Max. Adjustability New Construction IC Airtight Housing



## Features

- IC Airtight for direct contact with insulation
- 120V Quick Connect for easy module installation
- Integrated collar allows for use with 5/8" thick to 1 1/2" thick ceilings
- Limited 5 year warranty

## Specifications

Voltage	120V
Dimmable	Triac/ELV

## Technical Details

### Construction:

- IC rated for direct contact with insulation, for use in IC or non-IC conditions.
- Housing adjusts in frame to accommodate up to 1 1/2" ceiling thickness.
- Airtight housing with gasket to restrict airflow in accordance with ASTM E-283 air-tight requirements.
- Steel housing for greater heat dissipation. Stamped galvanized steel frame.

**Installation:** Designed for ceiling plenums where 2x6 joists or taller joists are used. High strength swivel hanger bars can easily be nailed to joists. Maximum hole cutout is 4 1/4". Suitable for T-grid and drop ceiling applications. See installation sheet for detailed information.

**Junction Box:** Positioned to accommodate straight conduit runs. Seven 1/2" trade size conduit knockouts, four 3/4" knockouts with pry-out knockout slots. 4 Romex pryouts with strain relief.

**Hanger Bars:** Pre-installed swivel hanger bars with TrueNail facilitate easy installation in regular lumber, engineered lumber, and laminated beams. Integral T-bar slots for easy installation in T-bars. Spans up to 24" and can be repositioned 90°. Score lines allow for tool-free hanger bar size reduction. Integral leveling flange allows for single-person installation while aligning the housings with the joists.

### Electrical:

- Input Voltage: 120V AC.
- Inherently protected.

**Emergency Backup:** The fixture becomes 120V only.

### Dimmability:

- Dimmability based on lamp.

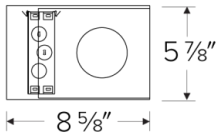
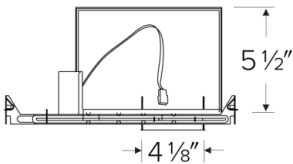
**Lamp:** Designed for use with ELCO 4" PEX Diecast Trims and Koto™ LED module

### Listings:

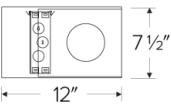
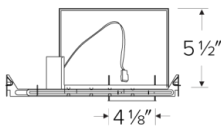
- cULus Listed for US and Canada.
- cUL Listed for Damp Location.
- cUL Listed for Wet Location with select trims.
- cUL Listed for Feed Through.
- cUL Listed for Direct Contact with Insulation and Combustible Material.
- Airtight per ASTM E-283.
- Install a JA8-2016-E lamp for Title 24 Compliance.

**Warranty:** ELCO Lighting warrants products will be free from defects in materials and workmanship for a period of 5 years.

## EL485ICA



## EL485ICA-EM



## Product Numbers

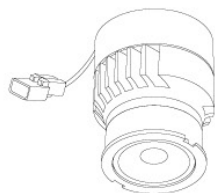
Item	Description	Voltage	Dimming
EL485ICA		120V	Triac/ELV
EL485ICA-EM7	Emergency Battery Backup	120V	Triac/ELV

# Compatible Products

For use with Dedicated 4" IC MAX. Adjustability LED Housings



## Koto™ LED Module



**Koto™ LED Module**  
ELK07, ELK09, & ELK11



### Product Number

ELK08CT5 825 lm  
ELK10CT5 1000 lm

### PRODUCT NUMBER BUILDER

Koto™ LED Module	Lumens	Color Temperature	Beam Angle
ELK			
07	750 lm	27 2700K	(blank) 38° lens (Standard)
09	950 lm	30 3000K	-S 18° lens
11	1150 lm	35 3500K	-N 25° lens
		40 4000K	-W 60° lens
		SD Sunset Dimming (For ELK09 & ELK11)	-FC 18° - 50° Adjustable (ELK07 Only)

### ACCESSORIES



#### Lens

EP731C 18° Lens  
EP732C 25° Lens  
EP733C 38° Lens  
EP734C 60° Lens

\*EP732C, EP733C, EP734C Included



#### Snoot

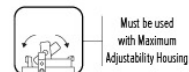
L50W White  
L50B Black



#### Secondary Optics

L45 Hex Louver  
L46 Linear Lens  
L47 Spread Louver  
L49 Frosted Lens  
L51 Color Shifter

## 4" Pex™ Twist-On Trims



### Reflector

ELK4118

Finishes:

(W, BB, BZ, B, C, H)



### Adjustable Gimbal

ELK4129

Finishes:

(W, BB, BZ, B, C, H)



### Adjustable Pinhole

ELK4127

Finishes:

(B, BB, BZ)



### Adjustable Baffle

ELK4193

Finishes:

(W, BB, B)



### Slot Aperture

ELK4130

Finishes:

(W)



### Rotatable Slot Aperture

ELK4120

Finishes:

(W)



### Adj. Wall Wash

ELK4122

Finishes:

(W)



### Adjustable Spot

ELK4188

Finishes:

(W, B, BZ)



### Reflector

ELK4218

Finishes:

(W, BB, BZ, B, C, H)

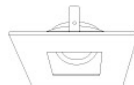


### Adjustable Gimbal

ELK4229

Finishes:

(W, BB, BZ, B, C, H)



### Adjustable Pinhole

ELK4227

Finishes:

(B, BB, BZ)



### Adjustable Phenolic Baffle

ELK4293

Finishes:

(W, BB, B)



### Adj. Slot Rotatable Aperture

ELK4220

Finishes:

(W)

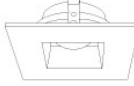


### Adjustable Wall Wash

ELK4222

Finishes:

(W)

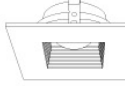


### Adjustable Reflector

ELK4282

Finishes:

(W)



### Adjustable Baffle

ELK4284

Finishes:

(W)

# Compatible Products

For use with Dedicated 4" IC MAX. Adjustability LED Housings



## 4" Pex™ Adjustable Trimless



Round Spackle Frame

EL4SFR



Round Adjustable Trimless Reflector

ELK415

Finishes:  
(W, B, BZ, H)



Round Fixed Trimless Reflector

ELK408

Finishes:  
(W, B, BZ, H)



Square Spackle Frame

EL4SFS



Square Adjustable Trimless Reflector

ELK459

Finishes:  
(W, B, H)



Square Trimless Reflector

ELK445

Finishes:  
(W, B, H)

## 4" Flush Mount Trim Adaptors • For use with ELK41, ELK42 & ELK47 Trims



Round Flush Mount

EL4FMR



Square Flush Mount

EL4FMS

## 4" Flexa™ Twist-On Trims



Round Reflector

ELK4721

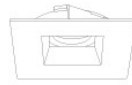
Finishes:  
(WW, BB, BZBZ, BW, CC, CW,  
HW, CN)



Round Baffle

ELK4723

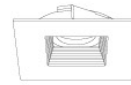
Finishes:  
(WW, BB, BZBZ, BW)



Square Reflector

ELK4741

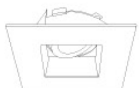
Finishes:  
(WW, BB, BZBZ, BW, HW)  
*\*Not for Remodel Housing*



Square Baffle

ELK4743

Finishes:  
(WW, BB, BZBZ, BW)  
*\*Not for Remodel Housing*



Adjustable Sq. Reflector

ELK4759

Finishes:  
(WW, BB, B, H)

\*Finishes: **W** - All White, **BB** - All Black,  
**BZ** - All Bronze, **B** - Black Reflector w/White Ring,  
**C** - Chrome Reflector w/White Ring,  
**H** - Haze Reflector w/White Ring

# Compatible Products

For use with Dedicated 4" IC MAX. Adjustability LED Housings



## 4" LED Light Engines



Round Reflector

CAT NO.	SPECIFICATIONS
EL41527W	10W, 800 lm, 2700K
EL41530W	10W, 850 lm, 3000K
EL41535W, BZ	10W, 900 lm, 3500K
EL41540W	10W, 900 lm, 4000K
EL41550W	10W, 950 lm, 5000K
EL415CT5W, BB, BZ	12W, 850 lm, 2700K - 5000K



Round Baffle

CAT NO.	SPECIFICATIONS
EL41027W	10W, 800 lm, 2700K
EL41030W	10W, 850 lm, 3000K
EL41035W	10W, 900 lm, 3500K
EL41040W	10W, 900 lm, 4000K
EL410CT5W, BB	12W, 850 lm, 2700K - 5000K
EL41230W	14W, 1000 lm, 3000K
EL412CT5W	14W, 1000 lm, 2700K - 5000K



Round Reflector

CAT NO.	SPECIFICATIONS
EL41727C, H	14W, 1000 lm, 2700K
EL41730W, C	14W, 1000 lm, 3000K
EL41735C, H	14W, 1000 lm, 3500K
EL41740W, C, H	14W, 1000 lm, 4000K
EL417CT5W, H	14W, 1000 lm, 2700K - 5000K

DIMS TO WARM  
SUNSET DIMMING TECHNOLOGY



Round Reflector

CAT NO.	SPECIFICATIONS
EL415SDW, BZ	10W, 700 lm, Sunset
EL410SDW, BZ	10W, 700 lm, Sunset



Square Reflector

CAT NO.	SPECIFICATIONS
EL442CT5W	11W, 850 lm, 2700K - 5000K
EL442CT3BB, BZ	11W, 750 lm, 2700K - 3500K



Square Baffle

CAT NO.	SPECIFICATIONS
EL44127W	10W, 750 lm, 2700K
EL441CT3BZ	10W, 750 lm, 2700K - 3500K
EL441CT5W	10W, 750 lm, 2700K - 5000K



Round Gimbal

CAT NO.	SPECIFICATIONS
EL41627W	9W, 620 lm, 2700K
EL416CT5W, B, BZ	9W, 650 lm, 2700K - 5000K



Square Gimbal

CAT NO.	SPECIFICATIONS
EL446CT5W, B, BZ	11W, 700 lm, 2700K - 5000K
EL446HLCT5W	12W, 1000 lm, 2700K - 5000K



Round Baffle Gimbal

CAT NO.	SPECIFICATIONS
EL41427W	10W, 625 lm, 2700K
EL41435W	10W, 675 lm, 3500K
EL414CT5W, B	12W, 650 lm, 2700K - 5000K



Round Pull Down Adjustable

CAT NO.	SPECIFICATIONS
EL49727W, B, BZ	12.6W, 840 lm, 2700K
EL49730W, B, BZ	12.6W, 840 lm, 3000K



Square Pull Down Adjustable

CAT NO.	SPECIFICATIONS
EL44727W, B, BZ	12.6W, 840 lm, 2700K
EL44730W, B, BZ	12.6W, 840 lm, 3000K



Round Pull Down Adjustable  
(2nd Generation)

CAT NO.	SPECIFICATIONS
EL49727W2, BZ2	11W, 950 lm, 2700K
EL49730W2, BZ2	11W, 950 lm, 3000K

\*Finishes: **W** - All White, **B** - All Black, **BZ** - All Bronze, **C** - Chrome w/White Ring, **H** - Haze w/White Ring

# Compatible Products

For use with Dedicated 4" IC LED MAX. Adjustability LED Housings



## 4" Cedar™ LED Light Engines



Round Reflector

**E410R**

Finishes:

(W, BB, BZ, B, C, H, MW, MB)



Round Wall Wash Reflector

**E411R**

Finishes:

(W, BB, BZ, B, C, H, MW, MB)



Round Drop Glass

**E412R**

Finishes:

(W, BB, BZ, B, C, H, MW, MB)



Round Baffle

**E414R**

Finishes:

(W, BB, BZ, B)



Square on Square Baffle

**E415R**

Finishes:

(W, BZ)



Square on Square Reflector

**E417R**

Finishes:

(W, BZ, C, H)



Square on Round Reflector

**E420R**

Finishes:

(W, BB, BZ, C, H, MW, MB)



Square on Round Baffle

**E424R**

Finishes:

(W, BB, BZ, B)

### PRODUCT NUMBER BUILDER

4" LED Module & Driver	Style	Lumens	Color Temperature	Finish
<b>E4</b>				
<b>10R</b>	Round Reflector	<b>08</b> 850 lm (10.5W)	<b>27</b> 2700K	<b>W</b> All White
<b>11R</b>	Round Wall Wash Reflector		<b>30</b> 3000K	<b>BB</b> All Black
<b>12R</b>	Round Drop Glass		<b>35</b> 3500K	<b>BZ</b> All Bronze
<b>14R</b>	Round Baffle		<b>40</b> 4000K	<b>B</b> Black w/White Ring
<b>15R</b>	Sq. on Sq. Baffle		<b>SD</b> Sunset Dimming	<b>C</b> Chrome w/White Ring
<b>17R</b>	Sq. on Sq. Reflector			<b>H</b> Haze w/White Ring
<b>20R</b>	Sq. on Round Reflector			<b>MW</b> Matte White
<b>24R</b>	Sq. on Round Baffle			<b>MB</b> Matte Black

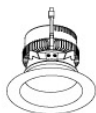


# Compatible Products

For use with Dedicated 4" IC MAX. Adjustability LED Housings



## 4" Ply™ 120/277V LED Inserts



Round Insert with 5-CCT  
and 3-Lumen Switch

EL475CT5D

Finishes:  
(W, H, BB, HW)



Round Insert

EL49530D

Finishes:  
(W)

\*Finishes: **W** - All White, **BB** - All Black, **H** - All Haze, **HW** - Haze w/White Ring

\*Must be used with PLY™ Housings for 0-10V dimmability (EL490ICDXA, EL490RICDXA, EL492ICDXA, EL492RICDXA).  
With non-ply housing this is non-dimmable, 120-277V input only.

## 4" Ply™ 120/277V Adjustable LED Inserts



Round Adjustable Gimbal

EL414

Finishes:  
(DXW, DXB)



Round Adjustable Insert

EL497

Finishes:  
(DXW, DXB, DXBZ DXN)



Square Adjustable Insert

EL447

Finishes:  
(DXW, DXB, DXBZ DXN)



ACCESSORIES

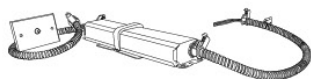
Interchangeable Lens  
(For EL497 & EL447 Series only)

EP710C 20° Beam  
EP712C 60° Beam

### PRODUCT NUMBER BUILDER

4" 120/277V Adjustable LED Inserts	Style	Color Temperature	Finish
EL4			
	14 Adjustable Gimbal	27D 2700K	DXW All White
	97 Round Adjustable	30D 3000K	DXB All Black
	47 Square Adjustable		DXBZ All Bronze
			DXBN All Nickel

## 4" Accessories



Emergency Battery Backup



Fire Cover



Fire Enclosure



Mica Fire Tape

CAT NO.	SPECIFICATIONS	CAT NO.	SPECIFICATIONS	CAT NO.	SPECIFICATIONS	CAT NO.	SPECIFICATIONS
KEM-LD5	8W, 120/277V	FIRECVR	9 3/4" H x 17" O.D.	FIREENCL	20 3/8" L x 14 3/8" W	FIRETAPE	3/4" W x 16' L
* Requires access from above				FIREENCL-S	Shallow, 16" L x 14 3/8" W		