

# 4" LED Adjustable Gimbal Insert

ELCO Lighting's inserts are engineered with energy-efficient LED technology that produces even illumination with an incredible 93+ CRI. Designed to be used for New Construction, Remodel, and Retrofit applications, these inserts are rated for a life of 50,000 hours, and meet the Title 24 and Energy Star requirements. Suitable for IC and Non-IC housings manufactured by ELCO or others.



## Features

- Fits ELCO 4" Dedicated LED Recessed Housings.
- Includes Medium Base Adapter for retrofitting existing E26 Base housings.
- Die-Cast construction provides lasting durability.
- 25° Tilt, 358° rotation.
- Energy Star Certified.
- Title 24 JA8-2019 Compliant.
- Life Span of 50,000 hours L70.

## Specifications

|                      |                                   |
|----------------------|-----------------------------------|
| <b>Wattage</b>       | 12W                               |
| <b>Lumens</b>        | 650 lm                            |
| <b>Voltage</b>       | 120V                              |
| <b>Color Temp.</b>   | 2700K, 3000K, 3500K, 4000K, 5000K |
| <b>Dimmable</b>      | Triac/ELV                         |
| <b>Lamp Type</b>     | LED                               |
| <b>Beam Angle</b>    | 60°                               |
| <b>CRI</b>           | 93+                               |
| <b>Damp Location</b> | Listed                            |

## Options



All White



All Black



All Bronze

## Technical Details

**Optics:** Frosted polycarbonate lens diffuses light evenly throughout while reducing glare with LED Array technology.

**Construction:** For use in IC and non-IC housings. Diecast construction for lasting quality and greater heat dissipation. High quality powder coat finish preventing rust and paint cracking.

**Installation:** Includes PSA30 medium base adapter for retrofitting existing housings. Quick connect for use with ELCO housings EL490ICA, EL490RICA, EL492ICA, EL492RICA, EL48FICA. PSA30 (Medium Base Socket adapter) allows for use with EL99ICA, EL99RICA, EL99FICA, EL99A, EL99RA. PSA31 (GU10 Socket Adapter, not included) allows for use with EL49ICA, EL49A, EL49RA. PSA35 (GU24 Socket Adapter, not included) allows for use with EL99ICA-G24, EL99RICA-G24. Can be used in IC and non-IC housings.

**Electrical:** Driver connects to 120V power supply. High Efficiency driver with a power factor > 0.9. Start time of less than .75 seconds.

### LED Technology:

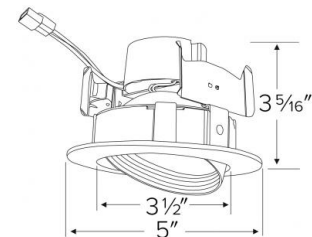
- Extremely accurate color rendering with 93+ CRI.
- Lumen Maintenance of 50,000 hours L70 Life based on LM80 standardized test results.
- Superior Thermal Management by utilizing integral heat sink.
- Instant On to Full Brightness. No LED pixellation.

**Dimmability:** Works with 120V Triac and ELV type dimmers. Dims down to 10%. For full list of dimmers refer to the Dimmer Compatibility List.

**Listings:** cUL Listed for Damp Location. RoHS Compliant. ENERGY STAR® Certified. Title 24 JA8-2019 Compliant.

**Warranty:** ELCO Products are built to last with a 5-year Limited Warranty.

## Dimensions



## Product Numbers

| Item              | Lamp type | Lumens | CCT                               | Watts | Voltage | Dimming   | Beam Angle | Finish     |
|-------------------|-----------|--------|-----------------------------------|-------|---------|-----------|------------|------------|
| <b>EL414CT5W</b>  | LED       | 650 lm | 2700K, 3000K, 3500K, 4000K, 5000K | 12W   | 120V    | Triac/ELV | 60°        | All White  |
| <b>EL414CT5B</b>  | LED       | 650 lm | 2700K, 3000K, 3500K, 4000K, 5000K | 12W   | 120V    | Triac/ELV | 60°        | All Black  |
| <b>EL414CT5BZ</b> | LED       | 650 lm | 2700K, 3000K, 3500K, 4000K, 5000K | 12W   | 120V    | Triac/ELV | 60°        | All Bronze |

Product Number Builder

Example: EL414CT5W

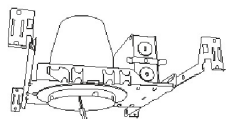
|                                      |                              |   |
|--------------------------------------|------------------------------|---|
| ELCO 4" LED Adjustable Gimbal Insert | Color Temp.                  | Finish  |
| <div>EL414</div>                     | <div>CT5 2700K - 5000K</div> | <div><div>W</div> All White<br/><div>B</div> All Black<br/><div>BZ</div> All Bronze</div> |

# Compatible Products

For use with **4" LED inserts**



## 4" Dedicated LED ICA Housings



4" ICA Housing  
**New Construction**

| CAT NO.      | SPECIFICATIONS                            |
|--------------|---|
| EL490ICA     |   |
| EL490ICA-7   | 277V                                      |
| EL490ICA-EM5 | Emergency Battery<br>Back-up (90 minutes) |



4" ICA Housing  
**Remodel**

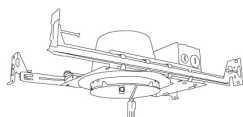
| CAT NO.   | SPECIFICATIONS |
|-----------|----------------|
| EL490RICA | 5 1/2" Height  |



4" ICA 2-Hour Fire Rated Housing  
**New Construction**

| CAT NO.  | SPECIFICATIONS              |
|----------|-----------------------------|
| EL48FICA | 7 1/2" Height - Sound Rated |

## 4" Shallow Dedicated LED IC Housings



4" LED Shallow Housing  
**New Construction**

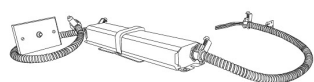
| CAT NO.    | SPECIFICATIONS         |
|------------|------------------------|
| EL492ICA   | 14W MAX. 3 1/2" Height |
| EL492ICA-7 | 277V                   |



4" LED Shallow Housing  
**Remodel**

| CAT NO.   | SPECIFICATIONS         |
|-----------|------------------------|
| EL492RICA | 14W MAX. 3 1/2" Height |

## 4" Accessories



**Emergency Battery Backup**

| CAT NO. | SPECIFICATIONS |
|---------|----------------|
| KEM-LD5 | 8W, 120/277V   |



**Fire Cover**

| CAT NO. | SPECIFICATIONS      |
|---------|---------------------|
| FIRECVR | 9 3/4" H x 17" O.D. |



**Fire Enclosure**

| CAT NO.    | SPECIFICATIONS             |
|------------|----------------------------|
| FIREENCL   | 20 3/8" L x 14 3/8" W      |
| FIREENCL-S | Shallow, 16" L x 14 3/8" W |



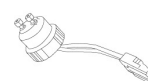
**Mica Fire Tape**

| CAT NO.  | SPECIFICATIONS |
|----------|----------------|
| FIRETAPE | 3/4" W x 16' L |



**Socket Adapter**

| CAT NO. | SPECIFICATIONS        |
|---------|-----------------------|
| PSA30   | Medium Base Connector |



**Socket Adapter**

| CAT NO. | SPECIFICATIONS                   |
|---------|----------------------------------|
| PSA31   | GU10 to ideal terminal connector |



**ELCO Lighting**

# Dimmer Compatibility Chart

## 4" LED Inserts

EL414

### For Reference Only

Testing conducted by ELCO Lighting is not a substitute for and does not imply certification by an independent laboratory or any other standards certification. Refer to manufacturer specifications for more detailed information on product certifications and standards. Consult the dimmer manufacturer prior to installation to ensure compatibility.

| Manufacturer     | Product   | Part Number | Dimmed Light Output Range |
|------------------|---|-------------|---------------------------|
| <b>120V Only</b> |   |             |                           |
| Eaton            | AL Series, Decorator Single-Pole/3-Way Preset Dimmer  | DAL06P      | 10% - 100%                |
| Leviton          | Decora IllumaTech Single Pole/3-Way Preset ON/OFF Dimmer                                      | IPL06-1LZ   | 10% - 100%                |
|                  | Decora SureSlide® Single Pole Slide-To-Off with Optional Locator Light                        | 6631        | 10% - 100%                |
|                  | Decora SureSlide® Single Pole/3-Way with Present ON/OFF Switch                                | 6674        | 5% - 90%                  |
| Lutron           | Skylark Contour® 600W Single Pole Dimmer  | CT-600P     | 10% - 100%                |
|                  | Skylark Contour® C-L, Single Pole/3-Way Dimmer. 150W Max LED/CFL or 600W Incandescent/Halogen | CTCL-153P   | 5% - 100%                 |
|                  | DIVA® Series 600W Single Pole Dimmer  | DV-600P     | 10% - 100%                |
|                  | DIVA® Series 150W Single Pole/3-Way Dimmer  | DVCL-153P   | 5% - 86%                  |
|                  | Maestro® Series 150W Single Pole/3-Way/Multi-Location Dimmer                                  | MACL-153M   | 5% - 80%                  |
|                  | Ariadni®/Toggler® Series 150W Single Pole/3-Way Dimmer  | TGCL-153P   | 5% - 86%                  |

\*NOTE: Refer to dimmer manufacturer's documentation for installation instructions and circuit details

Disclaimer: Minimum and maximum loads for LEDs and CFLs are given in number of lamps and may vary depending on the lamp being used. Testing conducted by ELCO Lighting is not a substitute for and does not imply certification by an independent laboratory or any other standards certification. Refer to manufacturer specifications for more detailed information on product certifications and standards.