

3" Tunable White Koto™ IC Airtight Housing

120/277V AC/50-60Hz. Must be used with Tunable White Koto™ LED Light Engines (ELK19TWD Series).



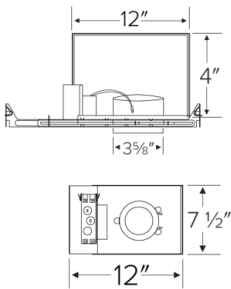
Features

- IC Airtight for direct contact with insulation.
- 120/277V AC/50-60Hz universal input voltage
- Smooth, flicker-free dimming and CCT tuning
- Dimmable to 0.1%, dim to dark
- E35KT10 (1000 lm, 14W) 4" Height
- E35KT12 (1250 lm, 18.3W) 5½" Height
- Control Modules Ordered Separately
- Damp location rated and wet location rated for wet location trims

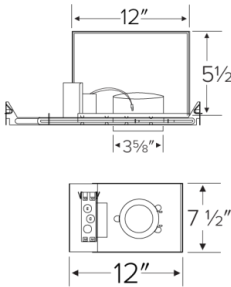
Specifications

Wattage	14W - 18.3W
Lumens	1000 lm - 1250 lm
Voltage	120/277V AC
Dimmable	0-10V
Lamp Type	LED
Wet Location	Rated for wet location trims
Damp Location Rated	

E35KT10 Dimensions



E35KT12 Dimensions



Technical Details

Construction: Double Wall IC Rated for direct contact with insulation. For use in IC and Non-IC conditions. Up to 1100 lumens. Housing adjusts in frame to accommodate up to 1 1/2" ceiling thickness. Airtight housing with gasket to restrict airflow in accordance with ASTM E-283 air-tight requirements.

Installation: Designed for ceiling plenums where 2x6 joists or taller are used. High strength hanger bars can easily be nailed to joists. Suitable for T-grid and drop ceiling applications. See installation sheet for detailed information. For use with ELCO Tunable White Koto™ LED Light Engines (ELK19TWD Series)

Junction Box: Positioned to accommodate straight conduit runs. Two 3/4" knockouts, Seven 1/2" trade size conduit knockouts, One 3/8" knockout. Four Pry-out knockout slots for easy romex installation.

Hanger Bars: Pre Installed hanger bars with True Nail easy installation in regular lumber, engineered lumber, and Laminated Beams. Integral T-bar slots for easy installation in T-Bars. Spans up 24" and can be repositioned 90°. Score lines allow for tool-free hanger bar size reduction. Integral leveling flange allows for single-person installation while easily aligning the housings with the joists.

Electrical: Driver is rated for 120V and 277V input (120/277V). High Efficiency driver with a power factor > 0.95.

Driver Options:

- Standard: Integrated dual-channel 0-10V Dimming, no control module required
- elDoLED: Integrated dual channel 0-10V Dimming, no control module required
- Control Ready: For use with control module options, ethernet cables and connectors purchased separately
- Lutron: Integrated dual channel 0-10V Dimming, no control module required
- AmbienTech: Includes control module, compatible with AmbienTech ecosystem only

Dimmability: 0-10V dimming in one driver. 0-10V dimming down to 5% with a compatible dimmer. Can be specified with Lutron drivers for 0.1% and 1% dimming. For a full list of dimmers refer to the Dimmer Compatibility List.

Product Numbers

Item	Description	Lamp type	Lumens	Watts	Voltage	Dimming
E35KT10ICAD	IC Airtight Housing	LED	1000 lm	14W	120/277V AC	0-10V
E35KT12ICAD	IC Airtight Housing	LED	1250 lm	18.3W	120/277V AC	0-10V

Product Number Builder

Example: E35KT10ICAD

3" Tunable White Koto™ IC
Airtight Housing

E35KT

Lumens

101000 (14W)

121250 (18.3)

IC Rated

ICA IC Airtight Housing

Driver

DStandard

EDeldoLED

CControl Ready

LLutron

AAmbienTech

Compatible Products



For use with Dedicated 2", 3" & 4" Koto Tunable White Housings



Control Modules Features

- Requires control ready housing
- Seamless device commissioning
- Rules setting and supervision
- Data gathering on usage, locations, users, time of day
- Automation based on users and sensors
- Firmware updates over the air
- Customizable and integration-ready APIs
- Control module required per housing

Wireless Control Modules for Tunable White Koto™



CASAMBI

ETW3CS

- iOS app and Android app interface options
- Predictive Maintenance
- Ecosystem with sensors and switches, lamps and luminaires



Technology Partner
SILVAIR

ETW3SL

- iOS app and web portal interface options
- Energy usage monitoring
- Ecosystem with sensors, switches



WiZ
CONNECTED

ETW3WZ

- iOS app, Android app, and web portal interface options
- Predictive Maintenance
- Ecosystem with sensors and switches, lamps and luminaires



WISILICA

ETW3WS

- iOS app, Android app, and web portal interface options
- Energy usage monitoring
- Predictive Maintenance
- Ecosystem with sensors, switches, gateways

Wired Control Protocol for Tunable White Koto™

**Wired control devices required*



DALI-2

ETW3DL

- DALI-2 DT8 certified
- Two-channel control of color temperature and intensity
- Commission and manage lighting fixtures via DALI2 DT8 certified controller



0-10V

ETW310V

- 0-10V Control Module is compatible with industry standard 0-10V, 1-10V current sourcing or current sinking wired control devices. The Control Module provides for two-channel control of color temperature and intensity

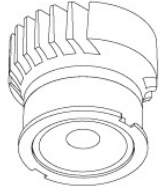
Requires Control Ready Housing Option. One Control module required per housing
*Control Modules Order Separately

Compatible Products

For use with Dedicated 3" Tunable White Koto™ IC LED Housings



Koto™ LED Module



Tunable White
Koto™ LED Module
ELK19

PRODUCT NUMBER BUILDER				
Koto™ LED Module	Color Temperature		Beam Angle	
ELK19				
	TWD	2700K - 5000K	(blank)	38° lens (Standard)
	T41D	1800K - 4000K	-S	18° lens
	T62D	2700K - 6500K	-N	25° lens
			-W	60° lens

ACCESSORIES



Lens

EP731C 18° Lens
EP732C 25° Lens
EP733C 38° Lens
EP734C 60° Lens

**EP732C, EP733C, EP734C Included*



Snoot

L50W White
L50B Black



Secondary Optics

L45 Hex Louver
L46 Linear Lens
L47 Spread Louver
L49 Frosted Lens
L51 Color Shifter

3" Pex™ Twist-On Trims



Deep Reflector

ELK3618

Finishes:

(W, BB, BZ, B, C, H)



Adjustable Gimbal

ELK3629

Finishes:

(W, BB, BZ, B, C, H)



Adj. Reflector Wall Wash

ELK3622

Finishes:

(W)



Adjustable Pinhole

ELK3627

Finishes:

(B, BB, BZ)

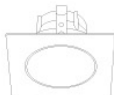


Adjustable Baffle

ELK3693

Finishes:

(W)

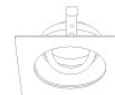


Sq. Deep Reflector

ELK3318

Finishes:

(W, BB, BZ, B, C, H)



Sq. Adjustable Gimbal

ELK3329

Finishes:

(W, BB, BZ, B, C, H)



Sq. Adjustable Pinhole

ELK3327

Finishes:

(B, BB, BZ)



Sq. Adjustable Baffle

ELK3393

Finishes:

(W)



Square Reflector

ELK3341

Finishes:

(W, B, BB, BZ)

*Finishes: **W** - All White, **BB** - All Black, **BZ** - All Bronze, **B** - Black Reflector w/White Ring,
C - Chrome Reflector w/White Ring, **H** - Haze Reflector w/White Ring

Compatible Products

For use with Dedicated 3" Tunable White Koto™ IC LED Housings



3" Pex™ Trimless



Spackle Frame

EL3SFR



Adjustable Trimless
Reflector

ELK315

Finishes:
(W, B, H)

3" Knife Edge Wood Ceiling Trim • For use with ELK315



Round Adaptor
with Mounting Clips

EL3WCR

Finishes:
(W, B)



Adjustable Trimless
Reflector

ELK315

Finishes:
(W, B, H)

3" Flush Mount Trim Adaptors • For use with ELK36 & ELK33 Trims



Round Flush Mount

EL3FMR



Square Flush Mount

EL3FMS

3" Accessories



Emergency Battery Backup

CAT NO.	SPECIFICATIONS
KEM-LD5	8W, 120/277V

* Requires access from above



Fire Cover

CAT NO.	SPECIFICATIONS
FIRECVR	9 3/4" H x 17" O.D.



Fire Enclosure

CAT NO.	SPECIFICATIONS
FIREENCL	20 3/8" L x 14 3/8" W
FIREENCL-S	Shallow, 16" L x 14 3/8" W



Mica Fire Tape

CAT NO.	SPECIFICATIONS
FIRETAPE	3/4" W x 16' L