


3" New Construction 2-Hour Fire Rated IC Airtight Housing



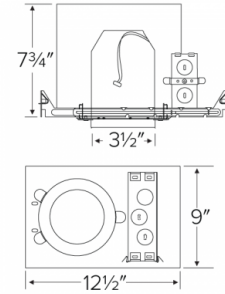
Features

- IC Airtight for direct contact with insulation.
- Koto™ Commercial Housing: 120/277V 0-10V/Triac/ELV or 120V Triac/ELV with optional Emergency Battery Backup.
- Must be used with Commercial Construction Koto™ LED Light Engines (ELK19, ELK21 or ELK24 Series).
- Lumen output based on module.
- 2-Hour Fire and Sound Rated.

Specifications

Wattage	10.5W
Lumens	750 (ELK19) - 950 (ELK21) - 1100 (ELK24) lm
Voltage	120/277V or 120V
Dimmable	Triac/ELV, 0-10V/Triac/ELV

Dimensions



Technical Details

Construction:

- Double Wall IC Rated for direct contact with insulation. For use in IC and non-IC conditions.
- Housing adjusts in frame to accommodate up to 1 1/2" ceiling thickness.
- Airtight housing with gasket to restrict airflow in accordance with ASTM E-283 air-tight requirements.

Installation:

- Designed for ceiling plenums where 2x8 joists or taller are used.
- High strength hanger bars can easily be nailed to joists.
- Suitable for T-grid and drop ceiling applications.
- See installation sheet for detailed information.

Junction Box: Positioned to accommodate straight conduit runs. Two 3/4" knockouts, Seven 1/2" trade size conduit knockouts, One 3/8" knockout. Four Pry-out knockout slots for easy romex installation.

Hanger Bars: Pre Installed hanger bars with True Nail easy installation in regular lumber, engineered lumber, and Laminated Beams. Integral T-bar slots for easy installation in T-Bars. Spans up 24" and can be repositioned 90°. Score lines allow for tool-free hanger bar size reduction. Integral leveling flange allows for single-person installation while easily aligning the housings with the joists.

Electrical:

- Driver is rated for 120V and 277V input (120/277V).
- High Efficiency driver with a power factor > 0.9.

Emergency Battery Pack: Optional 90 minute battery pack available with test indicator switch. Note that double wall housings require Access From Above Ceiling for Battery Maintenance.

Listings: UL Listed for Damp Location and for Wet Location with select trims. UL Listed for Direct Contact with Insulation and Combustible Material. UL Listed for Feed Through.

Product Numbers

Item	Description	Lumens	Watts	Voltage	Dimming
ELK72FICA	Koto™ 2-Hour Fire Rated ICA Housing	750 (ELK19) - 950 (ELK21) - 1100 (ELK24) lm	10.5W	120V	Triac/ELV
		750 (ELK19) - 950 (ELK21) - 1100 (ELK24) lm			
ELK73FICAD	Koto™ 2-Hour Fire Rated ICA Housing	750 (ELK19) - 950 (ELK21) - 1100 (ELK24) lm	10.5W	120/277V	0-10V/Triac/ELV

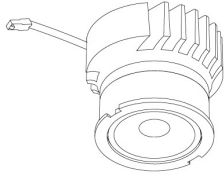
Product Number Builder Example: ELK72FICA

Koto™ 2-Hour Fire Rated ICA Housing	Voltage	Dimming
ELK		
	72F 120V 73F 120/277V	ICA Triac/ELV ICAD 0-10V/Triac/ELV

Compatible Products

For use with Dedicated 3" Architectural ICA LED Housings

Koto™ Architectural LED Light Engine



Koto™ LED Light Engine
ELK19, ELK21 & ELK24

PRODUCT NUMBER BUILDER			
Koto™ LED Light Engine	Lumens	Color Temperature	Beam Angle
ELK			
19	750 - 850 lm*	27D 2700K	(blank) 38° lens (Standard)
21	1100 - 1500 lm*	30D 3000K	-S 18° lens
24	1100 - 1800 lm*	35D 3500K	-N 25° lens
		40D 4000K	-W 60° lens
		SD Sunset Dimming (ELK19 Only)	-FC 18° - 50° Adjustable (ELK21 Only)

*Wattage based on housing.

ACCESSORIES



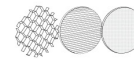
Lens

- EP731C** 18° Lens
- EP732C** 25° Lens
- EP733C** 38° Lens
- EP734C** 60° Lens

*EP732C, EP733C, EP734C Included

Reflectors

- EP735C** 15°
- EP736C** 25°
- EP737C** 38°
- EP738C** 60°



Secondary Optics

- L45** Hex Louver
- L46** Linear Lens
- L47** Spread Louver
- L49** Frosted Lens
- L50** Color Shifter

3" Pex™ Twist-&-Lock Trims



Deep Reflector

ELK3618

Finishes:
(W, BB, BZ, B, C, H)



Adjustable Gimbal

ELK3629

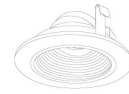
Finishes:
(W, BB, BZ, B, C, H)



Adjustable Pinhole

ELK3627

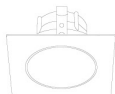
Finishes:
(B, BB, BZ)



Adjustable Baffle

ELK3693

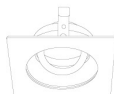
Finishes:
(W)



Sq. Deep Reflector

ELK3318

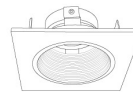
Finishes:
(W, BB, BZ, B, C, H)



Sq. Adjustable Gimbal

ELK3329

Finishes:
(W, BB, BZ, B, C, H)



Sq. Adjustable Baffle

ELK3393

Finishes:
(W)



Sq. Adjustable Pinhole

ELK3327

Finishes:
(B, BB, BZ)

*Finishes: **W** - All White, **BB** - All Black, **BZ** - All Bronze, **B** - Black Reflector w/White Ring, **C** - Chrome Reflector w/White Ring, **H** - Haze Reflector w/White Ring