

3" Koto Sylo™ Pendant Fixture

Works with Standard Koto™ LED Module, Koto™ Focus & Koto™ with 5-CCT Switch (Ordered Separately)



Features

- Works with Standard Koto™ LED Module, Koto™ Focus & Koto™ with 5-CCT Switch (Ordered Separately)
- Modern Die-Cast aluminum fixture for easy maintenance and upgrades
- Cable 120" long field-cuttable
- Fits 3 ½" and 4" Octagon and Round Junction boxes

Technical Details

Installation: Twist-On design for tool-less module installation, for use with Koto™ modules only.

Listings: cUL Listed for Damp Locations. RoHS Compliant. Meets Energy Star & California Title 24 JA8-2019 standards.

Warranty: ELCO Products are built to last with a 5-year Limited Warranty.

Options



White

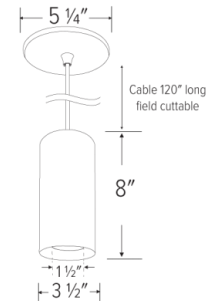


Black



Silver

Dimensions



Product Numbers

Item	Finish
EKS36PDW	All White
EKS36PDB	All Black
EKS36PDS	Silver

Product Number Builder Example: **EKS36PDW**

3" Koto Sylo™ Pendant Fixture

Style

Finish

EKS36

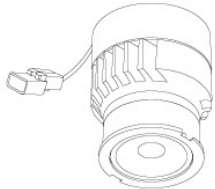
PD Pendant

- W** All White
- B** All Black
- S** Silver

Compatible Products

For use with Dedicated 2" Koto Sylo™ Fixtures

Koto™ LED Module



Koto™ LED Module
ELK07, ELK09, & ELK11

PRODUCT NUMBER BUILDER					
Koto™ LED Module	Lumens	Color Temperature		Beam Angle	
ELK					
	07 750 lm	27	2700K	(blank)	38° lens (Standard)
	09 950 lm	30	3000K	-S	18° lens
	11 1150 lm	35	3500K	-N	25° lens
		40	4000K	-W	60° lens
		SD	Sunset Dimming (For ELK09 & ELK11)	-FC	18° - 50° Adjustable (ELK07 Only)

ACCESSORIES



Lens

- EP731C** 18° Lens
- EP732C** 25° Lens
- EP733C** 38° Lens
- EP734C** 60° Lens

*EP732C, EP733C, EP734C Included



Snoot

- L50W** White
- L50B** Black



Secondary Optics

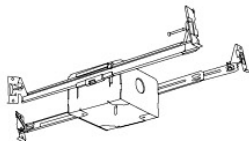
- L45** Hex Louver
- L46** Linear Lens
- L47** Spread Louver
- L49** Frosted Lens
- L51** Color Shifter

Koto™ LED Module with 5-CCT Switch

Product Number

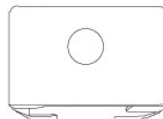
ELK08CT5	825 lm
ELK10CT5	1000 lm

Junction Boxes for Koto Sylo™ Ceiling Mount Fixtures



Junction Box with Hanger Bars
New Construction

CAT NO.	SPECIFICATIONS
ELJ4S	3 3/4" x 3 3/4" x 2 3/8"



Junction Box without Hanger Bars
New Construction

CAT NO.	SPECIFICATIONS
ELJ332	3 3/4" x 3 3/4" x 2 3/8"

Accessories



Hard Wire Adapter

CAT NO.	SPECIFICATIONS
PSA38	Socket Adapter



4" Hard Wire Adapter

CAT NO.	SPECIFICATIONS
PSA38-4	4"

Other Compatible Junction Boxes



3 1/2" & 4" Octagon
Steel Junction Boxes

- 4" x 4" x 1 1/2"
- 4" x 4" x 2 1/8"
- 3 1/2" x 3 1/2" x 1 1/2"



4" Round Surface
Mount Box

4" O.D. x 1 1/2"



3 1/2" Round Old Work
(Non-Metallic)

4 1/4" O.D. x 3 1/2" I.D. x 2 5/8"



3 1/2" & 4" Round
New Work (Non-Metallic)

4" O.D. x 2 3/16"
3 1/2" O. D x 2 3/4"

Compatible Products

For use with Dedicated 2" Koto Sylo™ Fixtures



2" Accessories



Emergency Battery Backup

CAT NO.	SPECIFICATIONS
KEM-LD5	8W, 120/277V