

24V DC 6" Shallow Remodel IC Airtight Housing

24V DC 6" Shallow Remodel LED Housing. Compatible with 24V DC Koto™ Module.



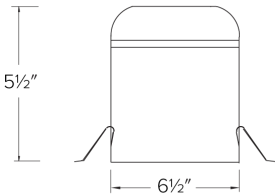
Features

- Only for use with 24V DC Koto Module
- IC Airtight for direct contact with insulation.
- Simple installation with 24V Wire
- Meets Title 24 Requirements. ENERGY STAR® Certified.
- Trims and module sold separately.

Specifications

Voltage	24V DC
Lamp Type	LED
Damp Location	Listed

Dimensions



Technical Details

Construction:

- Shallow Single wall IC rated for direct contact with insulation, for use in IC or non-IC conditions.
- Housing adjusts in frame to accommodate up to 1 1/4" ceiling thickness.
- Airtight housing with gasket to restrict airflow in accordance with ASTM E-283 air-tight requirements.
- Steel housing for greater heat dissipation. Stamped galvanized steel frame.

Installation: Designed for ceiling plenums where 2x6 joists or taller joists are used. Maximum hole cutout is 6 1/2". Suitable for T-grid and drop ceiling applications. See installation sheet for detailed information.

Junction Box: Positioned to accommodate straight conduit runs. Seven 1/2" trade size conduit knockouts, four 3/4" knockouts with pry-out slots. 4 Romex pryouts with strain relief.

Electrical:

- Input Voltage: 24V DC.
- Inherently protected.

Lamp: Designed for use with ELCO 24V DC Koto Module and 6" trims.

Listings:

- cUL Listed for Damp Location.
- cUL Listed for Wet Location with select trims.
- cUL Listed for Feed Through.
- cUL Listed for Direct Contact with Insulation and Combustible Material.
- Airtight per ASTM E-283.
- Install a JA8-2022-E lamp/luminaire for Title 24 Compliance.

Warranty: ELCO Lighting warrants products will be free from defects in materials and workmanship for a period of 3 years.

Product Numbers

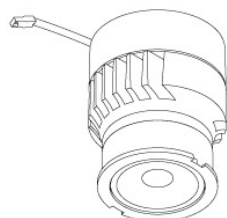
Item	Lamp type	Voltage
E24V760RICA	LED	24V DC

Compatible Products

For use with Dedicated 6" 24V DC ICA New Construction Housings



Koto™ 24V DC LED Light Engine



24V DC Koto™ LED
Light Engine

PRODUCT NUMBER BUILDER				
Koto™ LED Light Engine	Lumens	Color Temperature		Voltage
ELK				
	08 800 lm	27 2700K	30 3000K	-24 24V DC

*Standard module includes 38° installed with 25° & 60° field changeable lenses.

ACCESSORIES



Lens

EP731C 18° Lens
EP732C 25° Lens
EP733C 38° Lens
EP734C 60° Lens
*EP732C, EP733C, EP734C
Included with standard module



Snoot

L50W White
L50B Black



Secondary Optics

L45 Hex Louver
L46 Linear Lens
L47 Spread Louver
L49 Frosted Lens
L51 Color Shifter
L57 White Hex Louver
L52 Blue Lens
L53 Pink Shifter

6" Twist-On Trims



Round Reflector

ELK610
Finishes:
(WW, BB, BZBZ, BW,
CC, CW, CN, HW)



Adjustable Round
Reflector

ELK629
Finishes:
(WW, BB, BZBZ,
BW, CW, HW)



Adjustable Round Baffle

ELK693
Finishes:
(WW, BB, BZBZ, BW)



Round Deep Reflector

ELK6418
Finishes:
(W, BB, BZ, H)



Adjustable Slot Aperture


ELK6420
Finishes:
(W)

6" Unique™ Twist-On Trims



Round Reflector

ELK6710
Finishes:
(W, B, BZ)



Round Baffle

ELK6713
Finishes:
(W, BZ)



Round Wall Wash

ELK6715
Finishes:
(W, BZ)

Compatible Products

For use with Dedicated 6" 24V DC ICA New Construction Housings



24V DC Transformers



Electronic Low Voltage
Dimmable Driver

CAT NO.	SPECIFICATIONS
DRVE24V60W	60W, 120V Input



Constant Voltage
LED Driver

CAT NO.	SPECIFICATIONS
DRV60W	60W, 120/277V Input
DRV100W	100W, 120/277V Input



0-10V
Dimmable Driver

CAT NO.	SPECIFICATIONS
DRV30W-10	30W, 120/277V Input
DRV60W-10	60W, 120/277V Input
DRV96W-10	96W, 120/277V Input



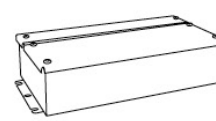
Lutron™ Hi-Lume 1%
LED Driver

CAT NO.	SPECIFICATIONS
DRVLT40W	40W, Triac, 120/277V
DRVLT340W	40W, Lutron Ecosystem, 120/277V



Lutron™ Hi-Lume Premiere 0.1%
Dimming LED Driver

CAT NO.	SPECIFICATIONS
DRVL396W	96W, Lutron Ecosystem, 120/277V Input



Universal (Small)
Dimming LED Driver

CAT NO.	SPECIFICATIONS
DRVU24V24WD	24W, 24V DC (1A), Triac/ELV/MLV
DRVU24V60WD	60W, 24V DC (2.5A), Triac/ELV/MLV



Universal (Medium)
Dimming LED Driver

CAT NO.	SPECIFICATIONS
DRVU24V100WD	100W, 24V DC (4A), Triac/ELV/MLV



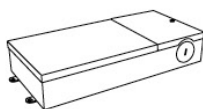
Universal (Large)
Dimming LED Driver

CAT NO.	SPECIFICATIONS
DRVU24V200WD	200W, 24V DC (8A), Triac/ELV/MLV



Universal (X-Large)
Dimming LED Driver

CAT NO.	SPECIFICATIONS
DRVU24V300WD	300W, 24V DC (12A), Triac/ELV/MLV



Electronic (Large)
Dimming LED Driver

CAT NO.	SPECIFICATIONS
DRVE24V48DW	48W, 24V DC (2A), Triac
DRVE24V60DW	60W, 24V DC (2.5A), Triac
DRVE24V96DW	96W, 24V DC (4A), Triac



Dimmer
with Built-in Driver

CAT NO.	SPECIFICATIONS
DIMTP2	60W, 120V
DIMTP3	100W, 120V