

24V DC 3" New Construction Dedicated LED IC Airtight Housing



24V DC 3" new construction dedicated LED housing. Compatible with 24V DC Koto™ Module.

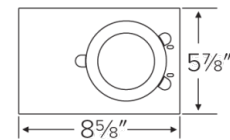
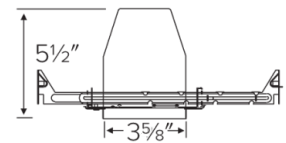
Features

- Only for use with [24V DC Koto Module](#)
- Single Wall IC Airtight Housing for use in insulated ceilings
- Flicker Free LED Dimming
- Simple installation with 24V Wire
- Trims and module sold separately

Specifications

Wattage	14W MAXW
Voltage	24V DC
Wet Location	Listed with Shower Trims
Damp Location	Listed

Dimensions



Technical Details

Lamp: Designed for use with ELCO 3" LED Koto inserts and 24V DC Koto LED module.

Construction:

- Single wall IC rated for direct contact with insulation, for use in IC or non-IC conditions.
- Housing adjusts in frame to accommodate up to 1 1/2" ceiling thickness.
- Airtight housing with gasket to restrict airflow in accordance with ASTM E-283 air-tight requirements.
- Steel housing for greater heat dissipation. Stamped galvanized steel frame.

Installation: Designed for ceiling plenums where 2x6 joists or taller joists are used. High strength hanger bars can easily be nailed to joists. Maximum hole cutout is 3 5/8". Suitable for t-grid and drop ceiling applications. See installation sheet for detailed information.

Junction Box: Positioned to accommodate straight conduit runs. Seven 1/2" trade size conduit knockouts, four 3/4" knockouts. Pry-out knockout slots. 4 Romex pryouts with strain relief.

Hanger Bars: Pre-installed hanger bars with True Nail facilitate easy installation in regular lumber, engineered lumber, and laminated beams. Integral T-bar slots for easy installation in T-bars. Spans up to 24" and can be repositioned 90°. Score lines allow for tool-free hanger bar size reduction. Integral leveling flange allows for single-person installation while aligning the housings with the joists.

Electrical:

- Input Voltage: 24V DC.
- Inherently protected.

Dimmability: Dimmability based on driver.

Listings:

- cUL Listed for Damp Location.
- cUL Listed for Wet Location with select trims.
- cUL Listed for Feed Through.
- cUL Listed for Direct Contact with Insulation and Combustible Material.
- Airtight per ASTM E-283.
- Install a JA8-2022-E lamp/luminaire for Title 24 Compliance.

Warranty: ELCO Lighting warrants products will be free from defects in materials and workmanship for a period of 3 years.

Product Numbers

Item	Watts	Voltage
E24V390ICA	14W MAX	24V DC

Compatible Products

For use with Dedicated 3" 24V DC ICA New Construction Housings

Koto™ 24V DC LED Light Engine



24V DC Koto™ LED Light Engine

PRODUCT NUMBER BUILDER			
Koto™ LED Light Engine	Lumens	Color Temperature	Voltage
ELK			
	08 800 lm	27 2700K 30 3000K	-24 24V DC

**Standard module includes 38° installed with 25° & 60° field changeable lenses.*

ACCESSORIES



Lens

- EP731C 18° Lens
 - EP732C 25° Lens
 - EP733C 38° Lens
 - EP734C 60° Lens
- *EP732C, EP733C, EP734C Included with standard module



Snoot

- L50W White
- L50B Black



Secondary Optics

- L45 Hex Louver
- L46 Linear Lens
- L47 Spread Louver
- L49 Frosted Lens
- L51 Color Shifter
- L57 White Hex Louver
- L52 Blue Lens
- L53 Pink Shifter

3" Pex™ Twist-On Trims



Recommended to be used with Maximum Adjustability Housing



Round Deep Reflector

ELK3618
Finishes:
(W, BB, BZ, B, C, H)



Round Adjustable Gimbal

ELK3629
Finishes:
(W, BB, BZ, B, C, H)



Round Adjustable Pinhole

ELK3627
Finishes:
(B, BB, BZ)



Round Adjustable Baffle

ELK3693
Finishes:
(W)



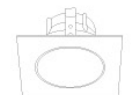
Round Adj. Slot Aperture

ELK3620
Finishes:
(W)



Round Adj. Wall Wash

ELK3622
Finishes:
(W)



Square Deep Reflector

ELK3318
Finishes:
(W, BB, BZ, B, C, H)



Square Adjustable Gimbal

ELK3329
Finishes:
(W, BB, BZ, B, C, H)



Square Adjustable Pinhole

ELK3327
Finishes:
(B, BB, BZ)



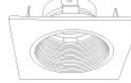
Square Reflector

ELK3341
Finishes:
(W, B, BB, BZ)



Square Adj. Wall Wash

ELK3322
Finishes:
(W)



Square Adjustable Baffle

ELK3393
Finishes:
(W)

Compatible Products

For use with Dedicated 3" 24V DC ICA New Construction Housings

3" Pex™ Trimless *• Only for use with E24V386ICA*



Spackle Frame

EL3SFR



**Adjustable Trimless
Reflector**

ELK315

Finishes:

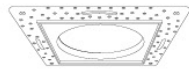
(W, B, H)

3" Flush Mount Trim Adaptors



Round Flush Mount

EL3FMR



Square Flush Mount

EL3FMS

Compatible Products

For use with Dedicated 3" 24V DC ICA New Construction Housings

24V DC Transformers



**Electronic Low Voltage
Dimmable Driver**

CAT NO.	SPECIFICATIONS
DRVE24V60W	60W, 120V Input



**Constant Voltage
LED Driver**

CAT NO.	SPECIFICATIONS
DRV60W	60W, 120/277V Input
DRV100W	100W, 120/277V Input



**0-10V
Dimmable Driver**

CAT NO.	SPECIFICATIONS
DRV30W-10	30W, 120/277V Input
DRV60W-10	60W, 120/277V Input
DRV96W-10	96W, 120/277V Input



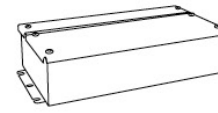
**Lutron™ Hi-Lume 1%
LED Driver**

CAT NO.	SPECIFICATIONS
DRVLT40W	40W, Triac, 120/277V
DRVLT340W	40W, Lutron Ecosystem, 120/277V



**Lutron™ Hi-Lume Premiere 0.1%
Dimming LED Driver**

CAT NO.	SPECIFICATIONS
DRVL396W	96W, Lutron Ecosystem, 120/277V Input



**Universal (Small)
Dimming LED Driver**

CAT NO.	SPECIFICATIONS
DRVU24V24WD	24W, 24V DC (1A), Triac/ELV/MLV
DRVU24V60WD	60W, 24V DC (2.5A), Triac/ELV/MLV



**Universal (Medium)
Dimming LED Driver**

CAT NO.	SPECIFICATIONS
DRVU24V100WD	100W, 24V DC (4A), Triac/ELV/MLV



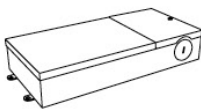
**Universal (Large)
Dimming LED Driver**

CAT NO.	SPECIFICATIONS
DRVU24V200WD	200W, 24V DC (8A), Triac/ELV/MLV



**Universal (X-Large)
Dimming LED Driver**

CAT NO.	SPECIFICATIONS
DRVU24V300WD	300W, 24V DC (12A), Triac/ELV/MLV



**Electronic (Large)
Dimming LED Driver**

CAT NO.	SPECIFICATIONS
DRVE24V48DW	48W, 24V DC (2A), Triac
DRVE24V60DW	60W, 24V DC (2.5A), Triac
DRVE24V96DW	96W, 24V DC (4A), Triac



**Dimmer
with Built-in Driver**

CAT NO.	SPECIFICATIONS
DIMTP2	60W, 120V
DIMTP3	100W, 120V