

2" Round LED Reflector Light Engines



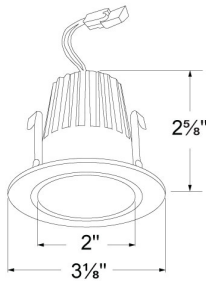
Features

- Suitable for use in fixtures installed in insulated ceilings.
- Suitable for new construction and remodel housings.
- Suitable for installation into ELCO 2" recessed fixtures with 2-wire connector.
- Diecast construction provides lasting durability.
- Energy Star Certified.
- Title 24 JA8-2019 Compliant.

Specifications

| | |
|--------------|-----------|
| Wattage | 9W |
| Lumens | 800 lm |
| Color Temp. | 2700K |
| Dimmable | Triac/ELV |
| Lamp Type | LED |
| Beam Angle | 36° |
| CRI | 93+ |
| Wet Location | Listed |

Dimensions



Technical Details

- Optics:** PC Lens for even lumen distribution.
- Construction:** Diecast construction for lasting quality and greater heat dissipation. High quality powder coat finish preventing rust and paint cracking.
- Installation:** Must be installed in ELCO 2" Alder System housing; E2LC106ICA, E2LC175ICA, E2LC175RICA, E2LC106, E2LRC106.
- LED Technology:**
- Extremely accurate color rendering with 93+ CRI.
 - Efficacy of max. 93 lumens per watt.
 - Lumen Maintenance of 50,000 hours L70 based on LM80 standardized test results.
 - Superior Thermal Management by utilizing aluminum body as heat sink.
- Listings:** cUL Listed for Wet Location. ENERGY STAR® Certified. Title 24 JA8-2019 Compliant.
- Warranty:** ELCO Products are built to last with a 5-year Limited warranty.

Product Number

| Item | Lamp type | Lumens | CCT | Watts | Dimming | Beam Angle | Finish |
|------------|-----------|--------|-------|-------|-----------|------------|-----------|
| E210C0727W | LED | 800 lm | 2700K | 9W | Triac/ELV | 36° | All White |

Product Number Builder

Example: E210C0627W

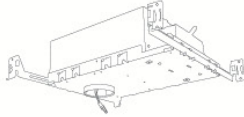
| ELCO 2" Light Engines | Lumens | Color Temp. | Finish |
|-----------------------|---|---|----------------------------------|
| E210C | <div><div>06</div>640 lm</div> <div><div>07</div>840 lm</div> | <div><div>27</div>2700K</div> <div><div>30</div>3000K</div> <div><div>35</div>3500K</div> <div><div>40</div>4000K</div> | <div><div>W</div>All White</div> |

Compatible Products

For use 2" LED Light Engines



2" Alder™ IC Airtight LED Housings



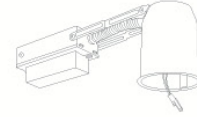
2" Double Wall LED IC Housing
New Construction

| CAT NO. | SPECIFICATIONS |
|------------|---------------------|
| E2LC106ICA | 9W, 120V, Triac/ELV |



2" Single Wall LED IC Housing
New Construction

| CAT NO. | SPECIFICATIONS |
|------------|---------------------|
| E2LC175ICA | 9W, 120V, Triac/ELV |



2" Single Wall LED IC Housing
Remodel

| CAT NO. | SPECIFICATIONS |
|-------------|---------------------|
| E2LC175RICA | 9W, 120V, Triac/ELV |

2" Alder™ Non-IC Airtight LED Housings



2" Single Wall LED Non-IC Housing
New Construction

| CAT NO. | SPECIFICATIONS |
|---------|---------------------|
| E2LC106 | 9W, 120V, Triac/ELV |



2" Single Wall LED Non-IC Housing
Remodel

| CAT NO. | SPECIFICATIONS |
|----------|---------------------|
| E2LRC106 | 9W, 120V, Triac/ELV |

2" Alder™ Accessories



Emergency Battery Backup

| CAT NO. | SPECIFICATIONS |
|---------|--------------------|
| KEM-LD3 | 8W, Up to 750 lm |
| KEM-LD4 | 12W, Up to 1100 lm |



Fire Cover

| CAT NO. | SPECIFICATIONS |
|---------|---------------------|
| FIRECVR | 9 3/4" H x 17" O.D. |



Fire Enclosure

| CAT NO. | SPECIFICATIONS |
|------------|-------------------------------|
| FIREENCL | 20 3/8" L x 14 3/8" W |
| FIREENCL-S | Shallow, 16" L x 14 3/8" W |



Mica Fire Tape

| CAT NO. | SPECIFICATIONS |
|----------|----------------|
| FIRETAPE | 3/4" W x 16' L |

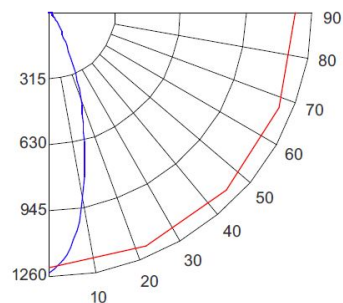
*Driver included for all housings

2" Round LED Reflector Light Engine

Multiplier: 3000K (x 1.08)

PHOTOMETRIC REPORT

Product #: E210C0627
Wattage/Lumens: 8.9W/ 597 lm
Luminaire LPW: 67 Lm/W



CANDLE POWER SUMMARY

| Degrees Vertical | 0° |
|------------------|------|
| 0 | 1240 |
| 5 | 1128 |
| 15 | 643 |
| 25 | 242 |
| 35 | 58 |
| 45 | 16 |
| 55 | 12 |
| 65 | 6 |
| 75 | 3 |
| 85 | 0 |
| 90 | 0 |

ILLUMINANCE AT A DISTANCE

| Distance to Target Plane | Footcandles Beam Center | Beam Diameter |
|--------------------------|-------------------------|---------------|
| 4' | 77.5 | 2.7' |
| 6' | 34.4 | 4.0' |
| 8' | 19.4 | 5.4' |
| 10' | 12.4 | 6.7' |

ZONAL LUMEN SUMMARY

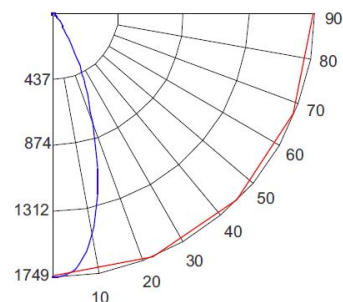
| Zone | Lumens | % Luminaire |
|-------|--------|-------------|
| 0-30° | 491.39 | 82.40 |
| 0-40° | 555.37 | 93.10 |
| 0-60° | 583.48 | 97.80 |
| 0-90° | 596.00 | 99.90 |

2" Round LED Reflector Light Engine

Multiplier: 2700K (x 0.96), 4000K (x 1.08)

PHOTOMETRIC REPORT

Product #: E210C0730
Wattage/Lumens: 9W/ 795 lm
Luminaire LPW: 88 Lm/W



CANDLE POWER SUMMARY

| Degrees Vertical | 0° |
|------------------|------|
| 0 | 1748 |
| 5 | 1696 |
| 15 | 1170 |
| 25 | 492 |
| 35 | 124 |
| 45 | 21 |
| 55 | 15 |
| 65 | 10 |
| 75 | 5 |
| 85 | 2 |
| 90 | 0 |

ILLUMINANCE AT A DISTANCE

| Distance to Target Plane | Footcandles Beam Center | Beam Diameter |
|--------------------------|-------------------------|---------------|
| 4' | 109 | 2.6' |
| 6' | 48.6 | 3.9' |
| 8' | 27.3 | 5.2' |
| 10' | 17.5 | 6.6' |

ZONAL LUMEN SUMMARY

| Zone | Lumens | % Luminaire |
|-------|--------|-------------|
| 0-30° | 668.51 | 84.10 |
| 0-40° | 748.44 | 94.10 |
| 0-60° | 779.25 | 98.00 |
| 0-90° | 794.25 | 99.90 |



ELCO Lighting

Dimmer Compatibility Chart

2" Alder System LED Light Engines

For E210C06, E210C07, E210C18, E213C06, E213C07, E214C06, E214C07, E215C06, E215C07, E218C06, E218C07, E219C06, E219C07 Series

For Reference Only

Testing conducted by ELCO Lighting is not a substitute for and does not imply certification by an independent laboratory or any other standards certification. Refer to manufacturer specifications for more detailed information on product certifications and standards. Consult the dimmer manufacturer prior to installation to ensure compatibility.

| Manufacturer | Product | Part Number | Dimmed Light Output Range |
|--------------|--|------------------------|---------------------------|
| Lutron | Skylark Contour, 120V AC, 60Hz, 600W Incandescent/Halogen, Single Pole, 3-Way Indoor Application, Residential/Commercial Application | CT-603PG / CT-600PR | 10% - 100% |
| | Diva, 120V AC, 60Hz, 600W Incandescent/Halogen, Single Pole, 3-Way, Residential/Commercial Application | DV-600PR / DV603PG | 10% - 100% |
| | Diva, 120V, 60Hz, 150W LED/CFL, 600W Incandescent/Halogen, Single Pole, 3-Way | DVW-603PGH / DVCL-153P | 10% - 100% |
| | Maestro, 120V, 50/60Hz, 150W LED/CFL, 600W Incandescent/Halogen, Single Pole, 3-Way | MACL-153M / TGCL-153P | 10% - 100% |
| | Skylark, Single Pole 600W Incandescent/Halogen, Slide-to-Off Dimmer | S-600PR / S-2-LH | 10% - 100% |
| Leviton | | 1A1505 / IC1605 | 10% - 100% |
| | SureSlide, 120V AC 60Hz, 600W for LED and CFL, 600W for Incandescent, Single Pole, 3-Way, Polycarbonated Housing | 6631 / 6633 | 10% - 100% |
| Cooper | Decorator Dimmer, 120V 60Hz, 300W for LED and CFL, 600W for Incandescent, Single Pole, 3-Way, Polycarbonated Housing | DLC03P | 10% - 100% |

*NOTE: Refer to dimmer manufacturer's documentation for installation instructions and circuit details

Disclaimer: Minimum and maximum loads for LEDs and CFLs are given in number of lamps and may vary depending on the lamp being used. Testing conducted by ELCO Lighting is not a substitute for and does not imply certification by an independent laboratory or any other standards certification. Refer to manufacturer specifications for more detailed information on product certifications and standards.

Integrating our lighting with your Smart Home System is a breeze. Simply check your Smart Home system for compatible smart switches and cross reference that with our Dimming Compatibility Chart. Once the switches are integrated with your Smart Home system your lights will be ready to go.



2042 E. Vernon Ave. Vernon CA 90058 Tel 323.231.2600 Fax 323.231.3200 elcolighting.com