

# 2" Koto Sylo™ Monopoint Fixture

Works with Standard Koto™ LED Module, Koto™ Focus & Koto™ with 5-CCT Switch (Ordered Separately)



## Features

- Works with Standard Koto™ LED Module, Koto™ Focus & Koto™ with 5-CCT Switch (Ordered Separately)
- Modern Die-Cast aluminum fixture for easy maintenance and upgrades
- Standard Fixtures or Fixtures with Stems (12", 24", 36", 48", and 60") available
- Fits 3 1/2" and 4" Octagon and Round Junction boxes
- 90° tilt, 358° rotation

## Technical Details

**Installation:** Twist-On design for tool-less module installation, for use with Koto™ modules only.

**Electrical:** Module connects to 120 power supply. High-efficiency driver with a power factor >0.9. Start time of less than 0.75 seconds.

**Warranty:** ELCO Products are built to last with a 5-year Limited Warranty.

## Options



White

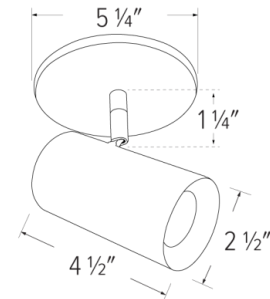


Black



Silver

## Dimensions



## Product Numbers

Item	Finish
EKS25MPW	All White
EKS25MPB	All Black
EKS25MPS	Silver

# Product Number Builder

Example: **EKS25MPW**

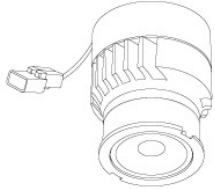
Koto Sylo™ Fixture	Style	Finish	Length
<b>EKS25</b>	<b>MP</b> Monopoint	<b>W</b> All White <b>B</b> All Black <b>S</b> Silver	Standard <b>-12</b> 12" Stem <sup>1</sup> <b>-24</b> 24" Stem <sup>1</sup> <b>-36</b> 36" Stem <sup>1</sup> <b>-48</b> 48" Stem <sup>1</sup> <b>-60</b> 60" Stem <sup>1</sup>

<sup>1</sup> Stem is not field cuttable

# Compatible Products

For use with Dedicated 2" Koto Sylo™ Fixtures

## Koto™ LED Module



**Koto™ LED Module**  
ELK07, ELK09, & ELK11

PRODUCT NUMBER BUILDER					
Koto™ LED Module	Lumens	Color Temperature		Beam Angle	
ELK					
	07 750 lm	27 2700K	(blank) 38° lens (Standard)		
	09 950 lm	30 3000K	-S 18° lens		
	11 1150 lm	35 3500K	-N 25° lens		
		40 4000K	-W 60° lens		
		SD Sunset Dimming (For ELK09 & ELK11)	-FC 18° - 50° Adjustable (ELK07 Only)		

### ACCESSORIES



#### Lens

- EP731C 18° Lens
- EP732C 25° Lens
- EP733C 38° Lens
- EP734C 60° Lens

\*EP732C, EP733C, EP734C Included



#### Snoot

- L50W White
- L50B Black



#### Secondary Optics

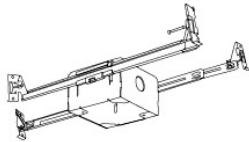
- L45 Hex Louver
- L46 Linear Lens
- L47 Spread Louver
- L49 Frosted Lens
- L51 Color Shifter

**Koto™ LED Module with 5-CCT Switch**

**Product Number**

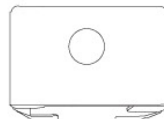
ELK08CT5	825 lm
ELK10CT5	1000 lm

## Junction Boxes for Koto Sylo™ Ceiling Mount Fixtures



Junction Box with Hanger Bars  
**New Construction**

CAT NO.	SPECIFICATIONS
ELJ4S	3 3/4" x 3 3/4" x 2 3/8"



Junction Box without Hanger Bars  
**New Construction**

CAT NO.	SPECIFICATIONS
ELJ332	3 3/4" x 3 3/4" x 2 3/8"

### Accessories



**Hard Wire Adapter**

CAT NO.	SPECIFICATIONS
PSA38	Socket Adapter



**4" Hard Wire Adapter**

CAT NO.	SPECIFICATIONS
PSA38-4	4"

### Other Compatible Junction Boxes



3 1/2" & 4" Octagon  
**Steel Junction Boxes**

- 4" x 4" x 1 1/2"
- 4" x 4" x 2 1/8"
- 3 1/2" x 3 1/2" x 1 1/2"



4" Round Surface  
**Mount Box**

4" O.D. x 1 1/2"



3 1/2" Round Old Work  
**(Non-Metallic)**

4 1/4" O.D. x 3 1/2" I.D. x 2 5/8"



3 1/2" & 4" Round  
**New Work (Non-Metallic)**

4" O.D. x 2 3/16"  
3 1/2" O. D x 2 3/4"

# Compatible Products

For use with Dedicated 2" Koto Sylo™ Fixtures



## 2" Accessories

---



### Emergency Battery Backup

CAT NO.	SPECIFICATIONS
KEM-LD5	8W, 120/277V