

1.5 W/ft. Indoor LED Tape Light



Ambio™ E15-24 is an architectural LED Tape Light. With 1.5 w/ft and an industry leading 93+ CRI the product is designed to add light to coves, undercabinets and other niches while staying invisibly tucked away due to the products low profile.

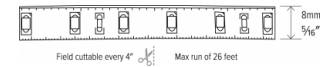
Features

- Dimmable with ELCO dimmable drivers
- 3M Tape backing for easy installation
- Available in custom cuts, 16 foot and 100 foot rolls
- Field cuttable every 4 inches
- Max run of 23 feet
- 18 LEDs per foot
- Strip width of 5/16" (8mm)

Specifications

Wattage	1.5W
Lumens	124 lm
Voltage	24V
Color Temp.	2700K - 4000K
Lamp Type	LED
CRI	93+

Dimensions



Technical Details

Construction: Specification grade LED Tape light with premium 3M tape backing for architectural applications. Available in custom cuts and set roll sizes.

Installation: 3M tape backing allows for quick and easy adhesion to flat surface.

Aluminum Channels: Compatible with ELCO: EUD31, EUD32, EUD33, EUD34, EUD35, EUD36, and EUD37.

Electrical: Input Voltage: 24V DC. Input Power: 1.5 W/ft

LED Technology:

- 18 LED's per foot, with 124 lm/ft
- Extremely accurate color rendering with 93+ CRI
- Lumen Maintenance of 50,000 hours L70 Life based on LM80 standardized test results
- Available in various CCT options. For additional options please consult factory.

Dimmability: Dimmable with compatible 24V DC dimmable drivers

Listings: cUL Listed. RoHS Compliant. ENERGY STAR® Certified. California Title 24 JA8-2016- E.

Warranty: ELCO Products are built to last with a 5-year Limited Warranty.

Product Numbers

Item	Description	Lamp type	Lumens	CCT	Watts	Voltage
E15-2427	Custom Cut	LED	124 lm	2700K	1.5W	24V
E15-2430	Custom Cut	LED	124 lm	3000K	1.5W	24V
E15-2440	Custom Cut	LED	124 lm	4000K	1.5W	24V
E15-2427-16	16 ft. Reel	LED	124 lm	2700K	1.5W	24V
E15-2430-16	16 ft. Reel	LED	124 lm	3000K	1.5W	24V
E15-2440-16	16 ft. Reel	LED	124 lm	4000K	1.5W	24V
E15-2427-100	100 ft. Reel	LED	124 lm	2700K	1.5W	24V
E15-2430-100	100 ft. Reel	LED	124 lm	3000K	1.5W	24V
E15-2440-100	100 ft. Reel	LED	124 lm	4000K	1.5W	24V

Product Number Builder Example: E15-2427

1.5W indoor	-	Voltage	Color Temp.	-	Length
E15		24 24V	27 2700K 30 3000K 40 4000K		Custom Cut 16 16 ft. reel 100 100 ft. Reel

Compatible Products



For use with 1.5W/ft Indoor LED Tape Lights

Aluminum Channels



Shallow Mount LED Aluminum Channel

CAT NO.	SPECIFICATIONS
EUD31-8	8' Channel
EUD31	Custom Cut Channel



Deep Mount LED Aluminum Channel

CAT NO.	SPECIFICATIONS
EUD32-8	8' Channel
EUD32	Custom Cut Channel



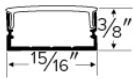
Recessed Mount LED Aluminum Channel

CAT NO.	SPECIFICATIONS
EUD33-8	8' Channel
EUD33	Custom Cut Channel



Square Corner Mount LED Aluminum Channel

CAT NO.	SPECIFICATIONS
EUD34-8	8' Channel
EUD34	Custom Cut Channel



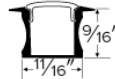
Surface Mount LED Aluminum Channel

CAT NO.	SPECIFICATIONS
EUD35-8	8' Channel
EUD35	Custom Cut Channel



Round Corner Mount LED Aluminum Channel

CAT NO.	SPECIFICATIONS
EUD36-8	8' Channel
EUD36	Custom Cut Channel



Shallow Recessed Mount LED Aluminum Channel

CAT NO.	SPECIFICATIONS
EUD37-8	8' Channel
EUD37	Custom Cut Channel

Aluminum Channels Accessories



End Caps (Set of 2)

CAT NO.	SPECIFICATIONS
EUDEN31	For EUD31
EUDEN32	For EUD32
EUDEN33	For EUD33
EUDEN34	For EUD34
EUDEN35	For EUD35
EUDEN36	For EUD36
EUDEN37	For EUD37



Lenses (8 feet long)

CAT NO.	SPECIFICATIONS
EUDL31	For EUD31, 32, 37
EUDL33	For EUD33
EUDL34	For EUD34
EUDL35	For EUD35
EUDL36	For EUD36



Mounting Clips (Set of 2)

CAT NO.	SPECIFICATIONS
EUDMT31	For EUD31
EUDMT32	For EUD32
EUDMT33	For EUD33
EUDMT34	For EUD34
EUDMT35	For EUD35
EUDMT36	For EUD36
EUDMT37	For EUD37

Compatible Products

For Tape Lights

LED Drivers



Electronic Low Voltage Dimmable Driver

No minimum load.
24V DC Output, 120V Input

CAT NO.	SPECIFICATIONS
DRVE24V60W	60W



Magnetic Low Voltage Dimmable Driver (Small)

Indoor and outdoor use.
24V DC Output, 120V Input
3 1/16" W x 1 3/8" H x 6" L

CAT NO.	SPECIFICATIONS
DRVM24V20W	20W
DRVM24V40W	40W



Magnetic Low Voltage Dimmable Driver (Medium)

Indoor and outdoor use.
24V DC Output, 120V Input
3 1/16" W x 2 7/8" H x 8 5/8" L

CAT NO.	SPECIFICATIONS
DRVM24V60W	60W



Magnetic Low Voltage Dimmable Driver (Large)

Outdoor and wall mount use only
24V DC Output, 120V Input
4 1/8" W x 3 3/8" H x 9 1/4" L

CAT NO.	SPECIFICATIONS
DRVM24V100W	100W
DRVM24V150W	150W
DRVM24V200W	200W
DRVM24V300W	300W



Constant Voltage LED Driver

24V DC Output, 120V-277V Input

CAT NO.	SPECIFICATIONS
DRV60W	60W
DRV100W	100W



0-10V Dimmable Driver

24V DC Output, 120V-277V Input

CAT NO.	SPECIFICATIONS
DRV30W-10	30W
DRV60W-10	60W
DRV96W-10	96W



Lutron™ Hi-Lume 1% LED Driver

Continuous flicker free dimming from 100% to 1%. Inrush current limiting circuitry. 120V - 277V

CAT NO.	SPECIFICATIONS
DRVLT40W	(40W) Triac
DRVL340W	(40W) Lutron Ecosystem

Lutron™ Hi-Lume Premiere 0.1% Dimming LED Driver

Continuous flicker free dimming from 100% to 1%. Inrush current limiting circuitry. 120V - 277V

CAT NO.	SPECIFICATIONS
DRVL396W	(96W) Lutron Ecosystem



Dimmer with Built-in Driver

Combinational dimmer and driver in one. Single pole preset dimmer with on/off button. 24V DC Output, 120V Input

CAT NO.	SPECIFICATIONS
DIMTP2	100W