

1" Round Gimbal Recessed Architectural Oak™ Adjustable

Small aperture downlight delivers up to 900 lumens with 30° adjustability. More than a traditional 50W MR16 halogen lamp. Style options, beam options and color finish options offer maximum flexibility in design. Drivers and housings are specified separately for maximum flexibility per your project's needs. The patented engine offers auto-release clips that make installation a breeze.



Features

- IC Airtight for use with Direct Contact to insulation
- 30° gimbal adjustability
- Works with compatible ceilings up to 1¼"
- Height allows for use in ceilings with under 2" depth. Ceiling thickness can be reduced from fixture depth.
- Remodel requires no frame. New construction E1ATB08AJIC frame available
- 38° Standard beam with optional 28° and 50°
- Damp Location Rated
- JA8-2022-E, UL Listed, and Energy Star Qualified
- Life Span 50,000 Hours L70

Specifications

Wattage	8W
Lumens	850 lm - 900 lm
Color Temp.	2700K - 3000K
Lamp Type	LED
Beam Angle	28° - 50°
CRI	93+
Damp Location	Listed

Options



All White



All Black

Technical Details

Optics: PC Lens for even light distribution. Standard 38° lens. Optional 28° (EP713C) and 50° (EP715C) available.

Construction: Diecast construction for lasting quality and greater heat dissipation. High-quality powder coat finish prevents rust and paint cracking.

Installation: Hole cutout size: 2" (50 mm). Oak™ LED Light engines require driver. Can be utilized in new construction and remodel applications.

LED Technology: Extremely accurate color rendering with 93+ CRI. Efficacy of up to 104 lumens per watt. Lumen Maintenance of 50,000 hours L70 based on LM80. Superior Thermal Management by utilizing diecast aluminum body as heat sink.

Electrical: Requires driver. Driver and housing can be specified with voltage (120V or 120/277V) and dimming (ELV/Triac or 0-10V/Triac/ELV)

Compatible Housings/Delivered Lumens: Architectural Oak™ Light Engines are compatible with 120/277V 0-10V/Triac/ELV or 120V Triac/ELV Architectural Oak™ Housings.

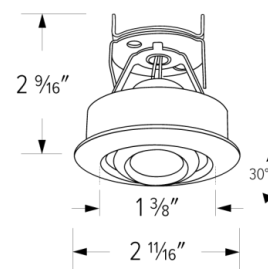
• **Delivered Lumens:** 2700K: 850 lm, 3000K: 900 lm

Dimming: See Oak™ Housings and drivers for specific dimming information.

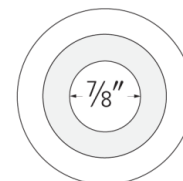
Listings: cUL Listed. UL Listed for Damp Location. UL Listed for direct contact with insulation. Airtight per ASTM E-283. ENERGY STAR® Qualified. California Title 24 (JA8-2016-E).

Warranty: ELCO Products are built to last with a 5-year Limited warranty.

Dimensions



Aperture Dimensions



Product Number Builder

Example: E1AK32F27B

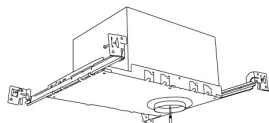
1" Architectural Oak Downlight	Style	Beam Angle	Color Temperature	Finish
E1AK				
	32 Round Gimbal	F 38° NF 28° WF 50°	27 2700K 30 3000K	W All White B All Black

Compatible Products

For use with 1" Oak™ Architectural Recessed Adjustables

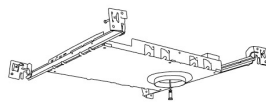


1" Oak™ New Construction Housings, Frames & Power Packs



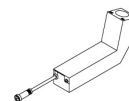
R-60 IC Airtight Housing
- Driver Included -
New Construction

CAT NO.	SPECIFICATIONS
E1ATB08AJIC	120V, Triac/ELV
E1ATB08AJICDX	120/277V, 0-10V/Triac/ELV



IC Rated Frame
- Driver Included -
New Construction

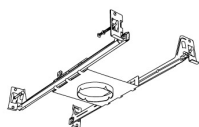
CAT NO.	SPECIFICATIONS
E1ATB08IC	120V, Triac/ELV
E1ATB08ICDX	120/277V, 0-10V/Triac/ELV



IC Rated Power Pack
- Fits through 2" hole -
Remodel

CAT NO.	SPECIFICATIONS
E1LA08RIC	120V, Triac/ELV
E1LA08RICDX	120/277V, 0-10V/Triac/ELV

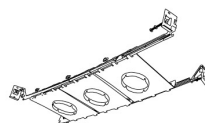
Accessories for Remodel IC Power Pack



Single Downlight Frames
New Construction

CAT NO.	SPECIFICATIONS
E1LF2	2 3/8" Cutout, 4 5/8" Sq. frame

*Requires Power Pack (not included)



Multiple Downlight Frames
New Construction

CAT NO.	SPECIFICATIONS
E1LF2-M2	2-Set, 8 3/4" total length of frame
E1LF2-M3	3-Set, 13" total length of frame
E1LF2-M4	4-Set, 17 1/2" total length of frame
E1LF2-M5	5-Set, 21 3/4" total length of frame

*Requires Power Pack (not included)

1" Oak™ Accessories



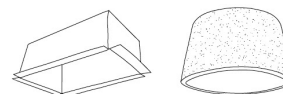
Trimless Rings

CAT NO.	SPECIFICATIONS
RMITLW	All White
RMITLB	All Black
RMITLBZ	All Bronze



Lens & Optics

CAT NO.	SPECIFICATIONS
EP713C	28° Lens
EP714C	38° Lens
EP715C	50° Lens
L60	Frosted Diffuser (For E1AK02, E1AK12, & E1AK32)
L61	Hex Louver (For E1AK02, E1AK12, & E1AK32)



Fire Rated Products

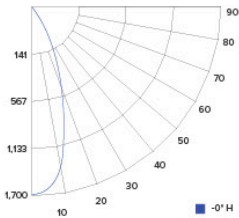
CAT NO.	SPECIFICATIONS
FIREENCL	Standard - 9" H x 20 3/8" L x 14 3/8" W
FIREENCL-S	Shallow - 7 1/4" H x 16" L x 14 3/8" W
1-Hr Fire Enclosure for Recessed Fixtures	
FIRECVR	9 3/4" H x 17" O.D. x 13" I.D.
2-Hr Fire Cover for Recessed Fixtures	

Photometric Report

1" Round Gimbal Recessed Architectural Oak™ Adjustable

PHOTOMETRIC REPORT

Product #: E1AK32F27
Wattage / Lumens: 8.1W / 846 lm
Luminaire LPW: 104 lm/W



CANDLE POWER SUMMARY

Degree Vertical	0°
0	1685
5	1630
15	1133
25	489
35	136
45	42
55	18
65	10
75	5
85	1
90	0

ILLUMINANCE AT A DISTANCE

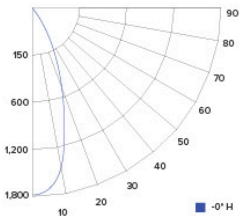
Distance to Target Plane	Center Beam Footcandles	Beam Diameter
4'	105	2.8'
6'	46.8	4.2'
8'	26.3	5.6'
10'	16.9	6.9'

ZONAL LUMEN SUMMARY

Zone	Lumens	%Luminaire
0-30°	682.9	81.2
0-40°	773.4	91.9
0-60°	824.0	98
0-90°	841.3	100

PHOTOMETRIC REPORT

Product #: E1AK32F30
Wattage / Lumens: 8.1W / 900 lm
Luminaire LPW: 111 lm/W



CANDLE POWER SUMMARY

Degree Vertical	0°
0	1795
5	1737
15	1207
25	521
35	145
45	45
55	19
65	11
75	6
85	1
90	0

ILLUMINANCE AT A DISTANCE

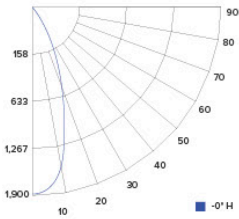
Distance to Target Plane	Center Beam Footcandles	Beam Diameter
4'	112	2.8'
6'	49.9	4.2'
8'	28.1	5.6'
10'	18.0	6.9'

ZONAL LUMEN SUMMARY

Zone	Lumens	%Luminaire
0-30°	727.4	81.2
0-40°	823.8	91.9
0-60°	877.8	98
0-90°	896.1	100

PHOTOMETRIC REPORT

Product #: E1AK32F35
Wattage / Lumens: 8.1W / 950 lm
Luminaire LPW: 117.2 lm/W



CANDLE POWER SUMMARY

Degree Vertical	0°
0	1895
5	1833
15	1274
25	550
35	153
45	47
55	20
65	11
75	6
85	1
90	0

ILLUMINANCE AT A DISTANCE

Distance to Target Plane	Center Beam Footcandles	Beam Diameter
4'	118	2.8'
6'	52.6	4.2'
8'	29.6	5.6'
10'	18.9	6.9'

ZONAL LUMEN SUMMARY

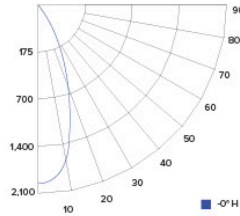
Zone	Lumens	%Luminaire
0-30°	767.7	81.2
0-40°	869.4	91.9
0-60°	926.4	98
0-90°	945.8	100

Photometric Report

1" Round Gimbal Recessed Architectural Oak™ Adjustable

PHOTOMETRIC REPORT

Product #: E1AK32F40
Wattage / Lumens: 8.1W / 1007 lm
Luminaire LPW: 124.3 lm/W



CANDLE POWER SUMMARY

Degress Vertical	0°
0	2015
5	1949
15	1355
25	585
35	162
45	50
55	22
65	12
75	7
85	1
90	0

ILLUMINANCE AT A DISTANCE

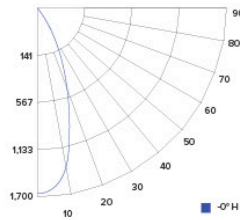
Distance to Target Plane	Center Beam Footcandles	Beam Diameter
4'	126	2.8'
6'	56.0	4.2'
8'	31.5	5.6'
10'	20.2	6.9'

ZONAL LUMEN SUMMARY

Zone	Lumens	%Luminaire
0-30°	816.5	81.2
0-40°	924.7	91.9
0-60°	985.2	98
0-90°	1,005.8	100

PHOTOMETRIC REPORT

Product #: E1AK32FSD
Wattage / Lumens: 8.1W / 850 lm
Luminaire LPW: 104.9 lm/W



CANDLE POWER SUMMARY

Degress Vertical	0°
0	1675
5	1620
15	1126
25	486
35	135
45	42
55	18
65	10
75	5
85	1
90	0

ILLUMINANCE AT A DISTANCE

Distance to Target Plane	Center Beam Footcandles	Beam Diameter
4'	105	2.8'
6'	46.5	4.2'
8'	26.2	5.6'
10'	16.7	6.9'

ZONAL LUMEN SUMMARY

Zone	Lumens	%Luminaire
0-30°	678.6	81.2
0-40°	768.6	91.9
0-60°	818.9	98
0-90°	836.0	100