


24V DC 4" Max. Adjustability New Construction IC Airtight Housing



24V DC 4" MAX. Adjustability New Construction Housing. Compatible with 24V DC Koto™ Module.

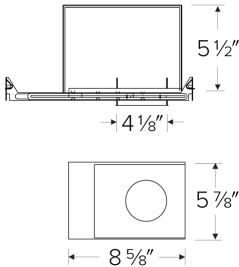
Features

- Only for use with [24V DC Koto Module](#)
- IC Airtight for direct contact with insulation
- Simple installation with 24V Wire
- 24V DC Quick Connect for easy module installation
- Integrated collar allows for use with 3/8" thick to 1 1/2" thick ceilings
- Limited 5 year warranty

Specifications

Voltage	24V DC
Dimmable	Triac/ELV

Dimensions



Technical Details

Construction:

- IC rated for direct contact with insulation, for use in IC or non-IC conditions.
- Housing adjusts in frame to accommodate up to 1 1/2" ceiling thickness.
- Airtight housing with gasket to restrict airflow in accordance with ASTM E-283 air-tight requirements.
- Steel housing for greater heat dissipation. Stamped galvanized steel frame.

Installation: Designed for ceiling plenums where 2x6 joists or taller joists are used. High strength swivel hanger bars can easily be nailed to joists. Maximum hole cutout is 4 1/4". Suitable for T-grid and drop ceiling applications. See installation sheet for detailed information.

Junction Box: Positioned to accommodate straight conduit runs. Seven 1/2" trade size conduit knockouts, four 3/4" knockouts with pry-out knockout slots. 4 Romex pryouts with strain relief.

Hanger Bars: Pre-installed swivel hanger bars with TrueNail facilitate easy installation in regular lumber, engineered lumber, and laminated beams. Integral T-bar slots for easy installation in T-bars. Spans up to 24" and can be repositioned 90°. Score lines allow for tool-free hanger bar size reduction. Integral leveling flange allows for single-person installation while aligning the housings with the joists.

Electrical:

- Input Voltage: 24V DC.
- Inherently protected.

Dimmability:

- Dimmability based on driver.

Lamp: Designed for use with ELCO 4" PEX Diecast Trims and 24V DC Koto™ LED module

Listings:

- cULus Listed for US and Canada.
- cUL Listed for Damp Location.
- cUL Listed for Wet Location with select trims.
- cUL Listed for Feed Through.
- cUL Listed for Direct Contact with Insulation and Combustible Material.
- Airtight per ASTM E-283.
- Install a JA8-2022-E lamp for Title 24 Compliance.

Warranty: ELCO Lighting warrants products will be free from defects in materials and workmanship for a period of 5 years.

Product Numbers

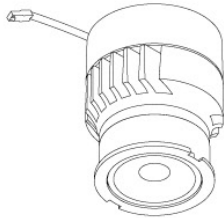
Item	Voltage	Dimming
E24V485ICA	24V DC	Triac/ELV

Compatible Products

For use with Dedicated 4" 24V DC ICA New Construction Housings



Koto™ 24V DC LED Light Engine



24V DC Koto™ LED
Light Engine

PRODUCT NUMBER BUILDER					
Koto™ LED Light Engine	Lumens		Color Temperature		Voltage
ELK					
	08	800 lm	27	2700K	-24 24V DC
			30	3000K	

*Standard module includes 38° installed with 25° & 60° field changeable lenses.

ACCESSORIES



Lens

EP731C 18° Lens
EP732C 25° Lens
EP733C 38° Lens
EP734C 60° Lens
*EP732C, EP733C, EP734C
Included with standard module



Snoot

L50W White
L50B Black



Secondary Optics

L45 Hex Louver L57 White Hex Louver
L46 Linear Lens L52 Blue Lens
L47 Spread Louver L53 Pink Shifter
L49 Frosted Lens
L51 Color Shifter

4" Pex™ Round Twist-On Trims



Recommended to be
used with Maximum
Adjustability Housing



Reflector

ELK4118

Finishes:

(W, BB, BZ, B, C, H)



Adjustable Gimbal

ELK4129

Finishes:

(W, BB, BZ, B, C, H)



Adjustable Pinhole

ELK4127

Finishes:

(B, BB, BZ)



Adjustable Baffle

ELK4193

Finishes:

(W, BB, B)



Slot Aperture

ELK4130

Finishes:

(W)



Rotatable Slot Aperture

ELK4120

Finishes:

(W)



Adj. Wall Wash

ELK4122

Finishes:

(W)

Compatible Products

For use with 4" 24V DC ICA New Construction Housings



4" Pex™ Square Twist-On Trims



Reflector

ELK4218

Finishes:

(W, BB, BZ, B, C, H)



Adjustable Gimbal

ELK4229

Finishes:

(W, BB, BZ, B, C, H)



Adjustable Pinhole

ELK4227

Finishes:

(B, BB, BZ)



Adjustable Phenolic Baffle

ELK4293

Finishes:

(W, BB, B)



Adj. Slot Rotatable Aperture

ELK4220

Finishes:

(W)

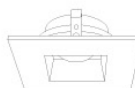


Adjustable Wall Wash

ELK4222

Finishes:

(W)

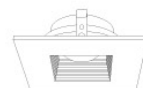


Adjustable Reflector

ELK4282

Finishes:

(W)



Adjustable Baffle

ELK4284

Finishes:

(W)

4" Flexa™ Twist-On Trims



Round Reflector

ELK4721

Finishes:

(WW, BB, BZBZ, BW, CC, CW, HW, CN)

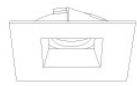


Round Baffle

ELK4723

Finishes:

(WW, BB, BZBZ, BW)



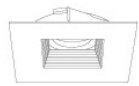
Square Reflector

ELK4741

Finishes:

(WW, BB, BZBZ, BW, HW)

**Not for Remodel Housing*



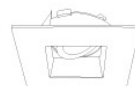
Square Baffle

ELK4743

Finishes:

(WW, BB, BZBZ, BW)

**Not for Remodel Housing*



Adjustable Square Reflector

ELK4759

Finishes:

(WW, BB, B, H)

Compatible Products



For use with 4" 24V DC ICA New Construction Housings

4" Pex™ Trimless

Only for use with E24V485ICA & E24V490AJICA



**Round Spackle
Frame Only**
EL4SFR



Round Smooth Reflector
ELK408
Finishes:
(W, B, BZ, H)



**Round Adjustable
Reflector**
ELK415
Finishes:
(W, B, BZ, H)



**Adjustable Reflector
with Spackle Frame**
ELK430
Finishes:
(W, B, BZ, H)



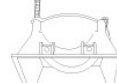
**Adjustable Baffle
with Spackle Frame**
ELK434
Finishes:
(W, B, BZ)



Sq. Spackle Frame
EL4SFS

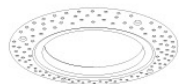


Sq. Smooth Reflector
ELK445
Finishes:
(W, B, H)

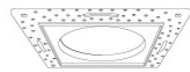


Sq. Adjustable Reflector
ELK459
Finishes:
(W, B, H)

4" Flush Mount Trim Adaptors



Round Flush Mount
EL4FMR
For use with
ELK41 & Unique™ Trims



Square Flush Mount
EL4FMS
For use with
ELK42 Trims

Compatible Products

For use with Dedicated 4" 24V DC ICA New Construction Housings



24V DC Transformers



Electronic Low Voltage
Dimmable Driver

CAT NO.	SPECIFICATIONS
DRVE24V60W	60W, 120V Input



Constant Voltage
LED Driver

CAT NO.	SPECIFICATIONS
DRV60W	60W, 120/277V Input
DRV100W	100W, 120/277V Input



0-10V
Dimmable Driver

CAT NO.	SPECIFICATIONS
DRV30W-10	30W, 120/277V Input
DRV60W-10	60W, 120/277V Input
DRV96W-10	96W, 120/277V Input



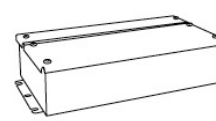
Lutron™ Hi-Lume 1%
LED Driver

CAT NO.	SPECIFICATIONS
DRVLT40W	40W, Triac, 120/277V
DRVLT340W	40W, Lutron Ecosystem, 120/277V



Lutron™ Hi-Lume Premiere 0.1%
Dimming LED Driver

CAT NO.	SPECIFICATIONS
DRVL396W	96W, Lutron Ecosystem, 120/277V Input



Universal (Small)
Dimming LED Driver

CAT NO.	SPECIFICATIONS
DRVU24V24WD	24W, 24V DC (1A), Triac/ELV/MLV
DRVU24V60WD	60W, 24V DC (2.5A), Triac/ELV/MLV



Universal (Medium)
Dimming LED Driver

CAT NO.	SPECIFICATIONS
DRVU24V100WD	100W, 24V DC (4A), Triac/ELV/MLV



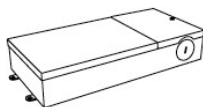
Universal (Large)
Dimming LED Driver

CAT NO.	SPECIFICATIONS
DRVU24V200WD	200W, 24V DC (8A), Triac/ELV/MLV



Universal (X-Large)
Dimming LED Driver

CAT NO.	SPECIFICATIONS
DRVU24V300WD	300W, 24V DC (12A), Triac/ELV/MLV



Electronic (Large)
Dimming LED Driver

CAT NO.	SPECIFICATIONS
DRVE24V48DW	48W, 24V DC (2A), Triac
DRVE24V60DW	60W, 24V DC (2.5A), Triac
DRVE24V96DW	96W, 24V DC (4A), Triac



Dimmer
with Built-in Driver

CAT NO.	SPECIFICATIONS
DIMTP2	60W, 120V
DIMTP3	100W, 120V