

1" Round Recessed Architectural Oak™ Downlight

Small aperture downlight delivers up to 1000 lumens. More than a traditional 50W MR16 halogen lamp. Style options, beam options and color finish options offer maximum flexibility in design. Drivers and housings are specified separately for maximum flexibility per your project's needs. The patented engine offers auto-release clips that make installation a breeze.



Features

- IC Airtight for use with Direct Contact to insulation
- Works with compatible ceilings up to 1 1/4"
- Height allows for use in ceilings with under 2" depth. Ceiling thickness can be reduced from fixture depth.
- Remodel requires no frame. New construction E1LDWN1 frame available
- 38° Standard beam with optional 28° and 50°
- Wet Location Rated for Indoor and Outdoor Use
- JA8-2022-E, UL Listed, and Energy Star Qualified
- Life Span 50,000 Hours L70

Specifications

Wattage	8W
Lumens	850 lm
Color Temp.	2700K
Lamp Type	LED
Beam Angle	50°
CRI	93+
Wet Location	Listed

Options



Technical Details

Optics: PC Lens for even light distribution. Standard 38° lens. Optional 28° (EP713C) and 50° (EP715C) available.

Construction: Diecast construction for lasting quality and greater heat dissipation. High-quality powder coat finish prevents rust and paint cracking.

Installation: Hole cutout size: 2" (50 mm). Oak™ LED Light engines require driver. Can be utilized in new construction and remodel applications.

LED Technology: Extremely accurate color rendering with 93+ CRI. Efficacy of up to 104 lumens per watt. Lumen Maintenance of 50,000 hours L70 based on LM80. Superior Thermal Management by utilizing diecast aluminum body as heat sink.

Sunset: Sunset color temperature is our dim-to-warm LED technology that allows the color temperature to become warmer as the product is dimmed. Our SUNSET items start at 3000K and go as low as 1800K when dimmed. For Sunset dim technology be sure to order an item with "Sunset" in the Color Temperature (CCT) attribute.

Electrical: Requires driver. Driver and housing can be specified with voltage (120V or 120/277V) and dimming (ELV/Triac or 0-10V/Triac/ELV)

Compatible Housings/Delivered Lumens: Architectural Oak™ Light Engines are compatible with 120/277V 0-10V/Triac/ELV or 120V Triac/ELV Architectural Oak™ Housings.

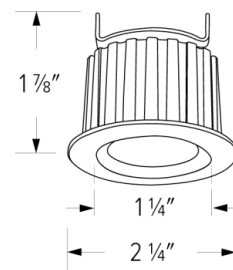
• **Delivered Lumens:** 2700K: 850 lm, 3000K: 900 lm, 3500K: 950 lm, 4000K: 1000 lm, Sunset: 850 lm

Dimming: See Oak™ Housings and drivers for specific dimming information.

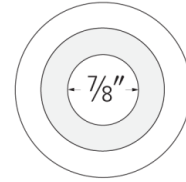
Listings: cUL Listed. UL Listed for WET Location. UL Listed for direct contact with insulation. Airtight per ASTM E-283. ENERGY STAR® Qualified. California Title 24 (JA8-2016-E).

Warranty: ELCO Products are built to last with a 5-year Limited warranty.

Dimensions



Aperture Dimensions



Product Number Builder Example: **E1AK02F27B**

1" Architectural Oak Downlight	Style	Beam Angle	Color Temperature	Finish
<div>E1AK</div>	<div></div>	<div></div>	<div></div>	<div></div>
	02 Round	F 38° NF 28° WF 50°	27 2700K 30 3000K 35 3500K 40 4000K SD Sunset ¹	W All White BB All Black BZ All Bronze B Black with White Trim H Haze with White Trim

¹ Sunset, Dim to Warm technology, automatically transitions from 3000K to 1800K when dimmed

Compatible Products



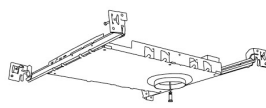
For use with **1" Oak™** Architectural Recessed Downlights

1" Oak™ New Construction Housings, Frames & Power Packs



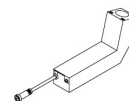
R-60 IC Airtight Housing
- Driver Included -
New Construction

CAT NO.	SPECIFICATIONS
E1DWN08AJIC	120V, Triac/ELV
E1DWN08AJICDX	120/277V, 0-10V/Triac/ELV



IC Rated Frame
- Driver Included -
New Construction

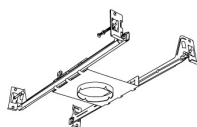
CAT NO.	SPECIFICATIONS
E1DWN08IC	120V, Triac/ELV
E1DWN08ICDX	120/277V, 0-10V/Triac/ELV



IC Rated Power Pack
- Fits through 2" hole -
Remodel

CAT NO.	SPECIFICATIONS
E1LA08RIC	120V, Triac/ELV
E1LA08RICDX	120/277V, 0-10V/Triac/ELV

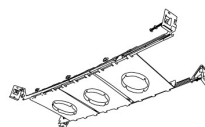
Accessories for Remodel IC Power Pack



Single Downlight Frames
New Construction

CAT NO.	SPECIFICATIONS
E1LF1	2" Cutout, 4 5/8" Sq. frame

*Requires Power Pack (not included)



Multiple Downlight Frames
New Construction

CAT NO.	SPECIFICATIONS
E1LF1-M2	2-Set, 8 3/4" total length of frame
E1LF1-M3	3-Set, 13" total length of frame
E1LF1-M4	4-Set, 17 1/2" total length of frame
E1LF1-M5	5-Set, 21 3/4" total length of frame

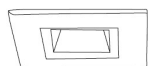
*Requires Power Pack (not included)

1" Oak™ Accessories



Downlight Round Trims

CAT NO.	SPECIFICATIONS
RM1W	All White
RM1B	Black/White Ring
RM1BZ	All Bronze
RM1H	Haze/White Ring
RM1BB	All Black



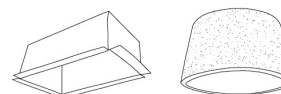
Downlight Square Trims

CAT NO.	SPECIFICATIONS
RM11W	All White
RM11B	Black/White Ring
RM11BZ	All Bronze
RM11H	Haze/White Ring
RM11BB	All Black



Lens & Optics

CAT NO.	SPECIFICATIONS
EP713C	28° Lens
EP714C	38° Lens
EP715C	50° Lens
L60	Frosted Diffuser
L61	Hex Louver



Fire Rated Products

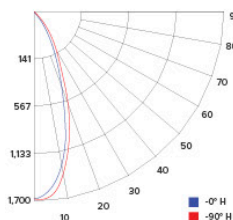
CAT NO.	SPECIFICATIONS
FIREENCL	Standard - 9" H x 20 3/8" L x 14 3/8" W
FIREENCL-S	Shallow - 7 1/4" H x 16" L x 14 3/8" W
	1-Hr Fire Enclosure for Recessed Fixtures
FIRECVR	9 3/4" H x 17" O.D. x 13" I.D.
	2-Hr Fire Cover for Recessed Fixtures

Photometric Report

1" Round Recessed Architectural Oak™ Downlight

PHOTOMETRIC REPORT

Product #: E1AK02F27
Wattage / Lumens: 7.9W / 850 lm
Luminaire LPW: 107.6 lm/W



CANDLE POWER SUMMARY

Degree Vertical	0°
0	1673
5	1579
15	1102
25	454
35	167
45	41
55	17
65	9
75	6
85	1
90	0

ILLUMINANCE AT A DISTANCE

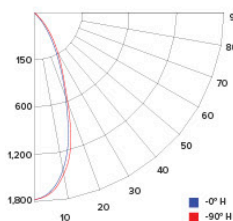
Distance to Target Plane	Center Beam Footcandles	Beam Diameter
4'	105	2.8'
6'	46.5	4.1'
8'	26.1	5.5'
10'	16.7	6.9'

ZONAL LUMEN SUMMARY

Zone	Lumens	%Luminaire
0-30°	671.4	79.3
0-40°	780.4	92.2
0-60°	830.6	98.1
0-90°	846.6	100

PHOTOMETRIC REPORT

Product #: E1AK02F30
Wattage / Lumens: 8.1W / 900 lm
Luminaire LPW: 111 lm/W



CANDLE POWER SUMMARY

Degree Vertical	0°
0	1761
5	1662
15	1160
25	478
35	176
45	43
55	18
65	10
75	6
85	1
90	0

ILLUMINANCE AT A DISTANCE

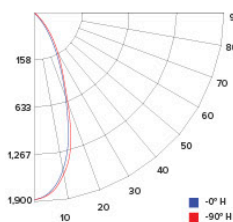
Distance to Target Plane	Center Beam Footcandles	Beam Diameter
4'	110	2.8'
6'	48.9	4.1'
8'	27.5	5.5'
10'	17.6	6.9'

ZONAL LUMEN SUMMARY

Zone	Lumens	%Luminaire
0-30°	706.7	79.3
0-40°	821.4	92.2
0-60°	874.4	98.1
0-90°	891.1	100

PHOTOMETRIC REPORT

Product #: E1AK02F35
Wattage / Lumens: 8.1W / 950 lm
Luminaire LPW: 117 lm/W



CANDLE POWER SUMMARY

Degree Vertical	0°
0	1870
5	1765
15	1232
25	508
35	186
45	46
55	19
65	11
75	6
85	1
90	0

ILLUMINANCE AT A DISTANCE

Distance to Target Plane	Center Beam Footcandles	Beam Diameter
4'	117	2.8'
6'	51.9	4.1'
8'	29.2	5.5'
10'	18.7	6.9'

ZONAL LUMEN SUMMARY

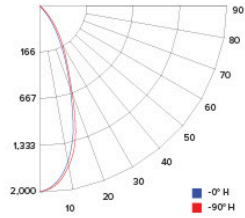
Zone	Lumens	%Luminaire
0-30°	750.2	79.3
0-40°	872.0	92.2
0-60°	928.2	98.1
0-90°	946.0	100

Photometric Report

1" Round Recessed Architectural Oak™ Downlight

PHOTOMETRIC REPORT

Product #: E1AK02F40
Wattage / Lumens: 8.1W / 1012 lm
Luminaire LPW: 124.9 lm/W



CANDLE POWER SUMMARY

Degress Vertical	0°
0	1978
5	1867
15	1303
25	537
35	197
45	48
55	20
65	11
75	7
85	1
90	0

ILLUMINANCE AT A DISTANCE

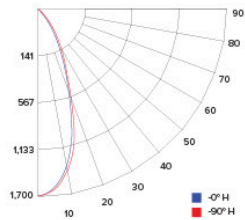
Distance to Target Plane	Center Beam Footcandles	Beam Diameter
4'	124	2.8'
6'	54.9	4.1'
8'	30.9	5.5'
10'	19.8	6.9'

ZONAL LUMEN SUMMARY

Zone	Lumens	%Luminaire
0-30°	793.7	79.3
0-40°	922.5	92.2
0-60°	982.0	98.1
0-90°	1,000.8	100

PHOTOMETRIC REPORT

Product #: E1AK02FSD
Wattage / Lumens: 7.9W / 850 lm
Luminaire LPW: 107.6 lm/W



CANDLE POWER SUMMARY

Degress Vertical	0°
0	1667
5	1573
15	1098
25	453
35	166
45	41
55	17
65	9
75	6
85	1
90	0

ILLUMINANCE AT A DISTANCE

Distance to Target Plane	Center Beam Footcandles	Beam Diameter
4'	104	2.8'
6'	46.3	4.1'
8'	26.0	5.5'
10'	16.7	6.9'

ZONAL LUMEN SUMMARY

Zone	Lumens	%Luminaire
0-30°	668.6	79.3
0-40°	777.2	92.2
0-60°	827.3	98.1
0-90°	843.2	100